

## ADDENDUM 2

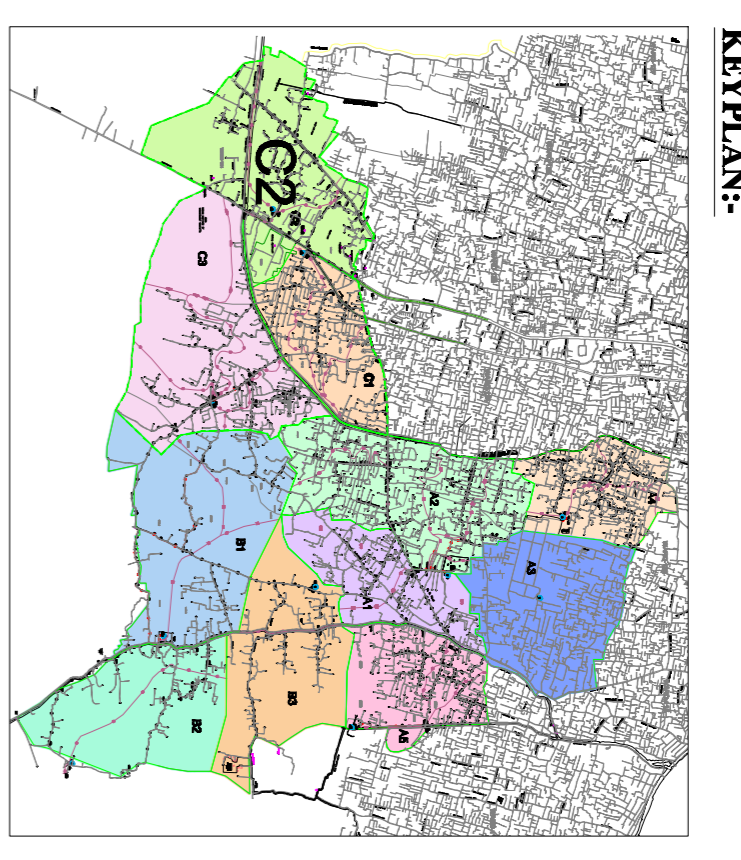
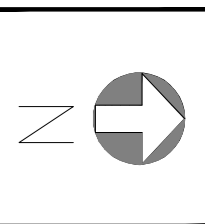
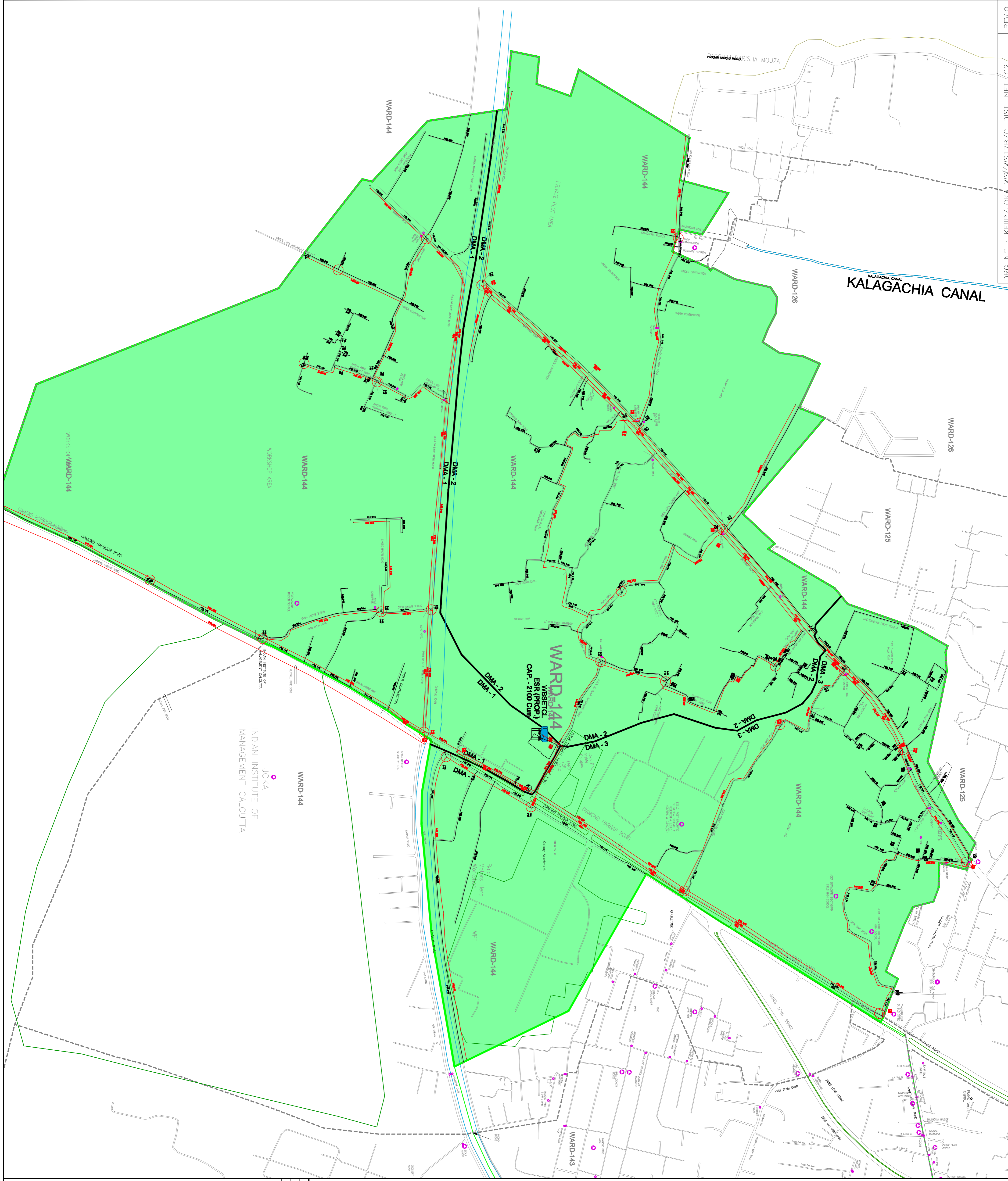
Loan No. and Title : Applied For;  
Kolkata Environmental Improvement Investment Program (KEIIP) – Project 2

Contract No. and Title : KEIIP/NCB/TR-2/WS17B/2016-17

Laying of Water Supply Distribution Network including providing household service connection in 4 Distribution Service Areas in Joka and adjoining areas for the command area under proposed ESRs at Company Pukur, WBSETCL and 22 Bigha and Existing ESR at Diamond Park.

Sl. No	Description and Reference Clause of Bid document	Details of Addendum 2
1	Section 6: Technical Specifications, Drawings	Replace 'Existing Drawing Nos. KEIIP/JOKA WS/WS 17B/C-DIST.NET.C1 Rev 0 KEIIP/JOKA WS/WS 17B/D-DIST.NET.C1 Rev 0 KEIIP/JOKA WS/WS 17B/C-DIST.NET.C2 Rev 0 KEIIP/JOKA WS/WS 17B/D-DIST.NET.C2 Rev 0' By 'Revised Drawing Nos. KEIIP/JOKA WS/WS 17B/C-DIST.NET.C1 Rev 1 KEIIP/JOKA WS/WS 17B/D-DIST.NET.C1 Rev 1 KEIIP/JOKA WS/WS 17B/C-DIST.NET.C2 Rev 1 KEIIP/JOKA WS/WS 17B/D-DIST.NET.C2 Rev 1'

  
\_\_\_\_\_



- LEGEND :-**
- ESR ZONE BOUNDARY
  - WARD BOUNDARY
  - DMA BOUNDARY
  - PIPE DIA. BELOW 300MM
  - PIPE DIA. 300MM AND ABOVE
  - RESERVOIR MAIN AND SERVICE
  - MAIN VALVE CONNECTION
  - ZONE BOUNDARY VALVE

- NOTES :-**
1. ALL NEW PIPES BELOW 300 MM DIAMETER ARE D.I. 1/2 PIPES, PIPES 300 MM & ABOVE ARE M.S. PIPES.
  2. WATER SUPPLY SERVICE CONNECTIONS SHALL BE PROVIDED ON THE DISTRIBUTION MAINS OF DIAMETER LESS THAN 300MM.
  3. LOCATION OF VALVE SHOWN IS INDICATIVE. FINAL LOCATION WILL BE DECIDED BASED ON THE SITE CONDITION AS PER DIRECTION OF THE ENGINEER IN CHARGE.
  4. EXACT ALIGNMENT OF PRELINES WITHIN THE RIGHT-OF-WAY WILL BE DECIDED DURING CONSTRUCTION BASED ON SITE CONDITION.
  5. CONTRACTOR SHALL CARRY OUT TRAIL TRENCHING AND INVESTIGATION AS PER DIRECTION OF THE ENGINEER TO ASCERTAIN AND CORRECT THE EXISTING PRELINE NETWORK, AND SUBMIT THE FINDINGS FOR DUTY AS PER SPECIFICATION.

**FOR TENDER PURPOSE ONLY**  
ALL DRAWINGS ARE INDICATIVE

06.08.2016	R1	GENERAL REVISED
DATE	REV NO	DETAILS

**PROJECT**  
KOLKATA ENVIRONMENTAL IMPROVEMENT INVESTMENT PROGRAM

**OWNER**  
THE KOLKATA MUNICIPAL CORPORATION  
DESIGN & SUPERVISION CONSULTANTS (DSC)  
206, A J C BOSE ROAD, KOLKATA - 700017  
SHAH TECHNICAL CONSULTANTS PRIVATE LIMITED  
GKW CONSULT GmbH  
DPA CONSULTANTS PVT. LTD.  
ITI CONSULTING ENGINEERS INDIA PVT. LTD.

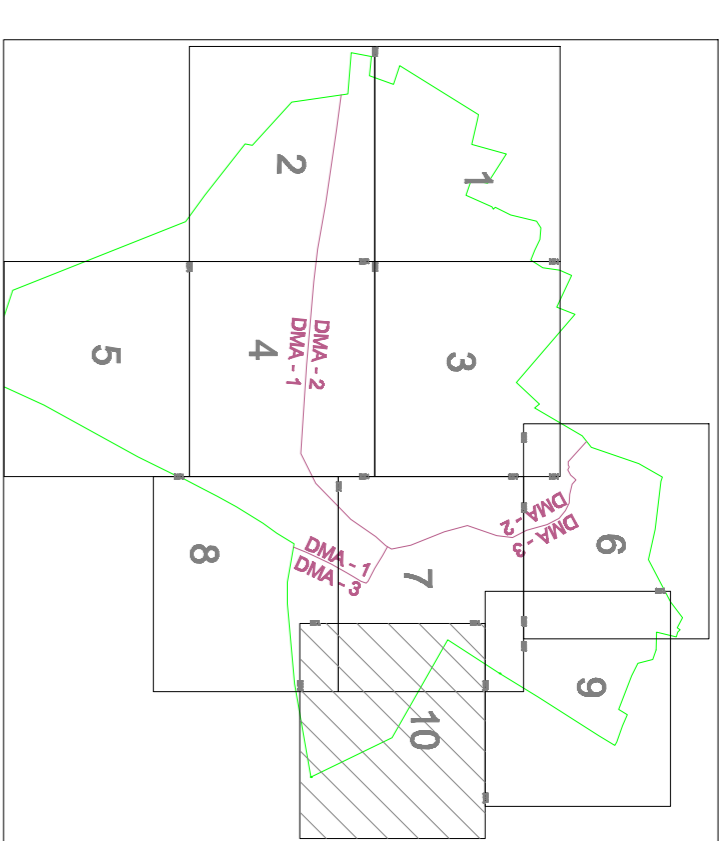
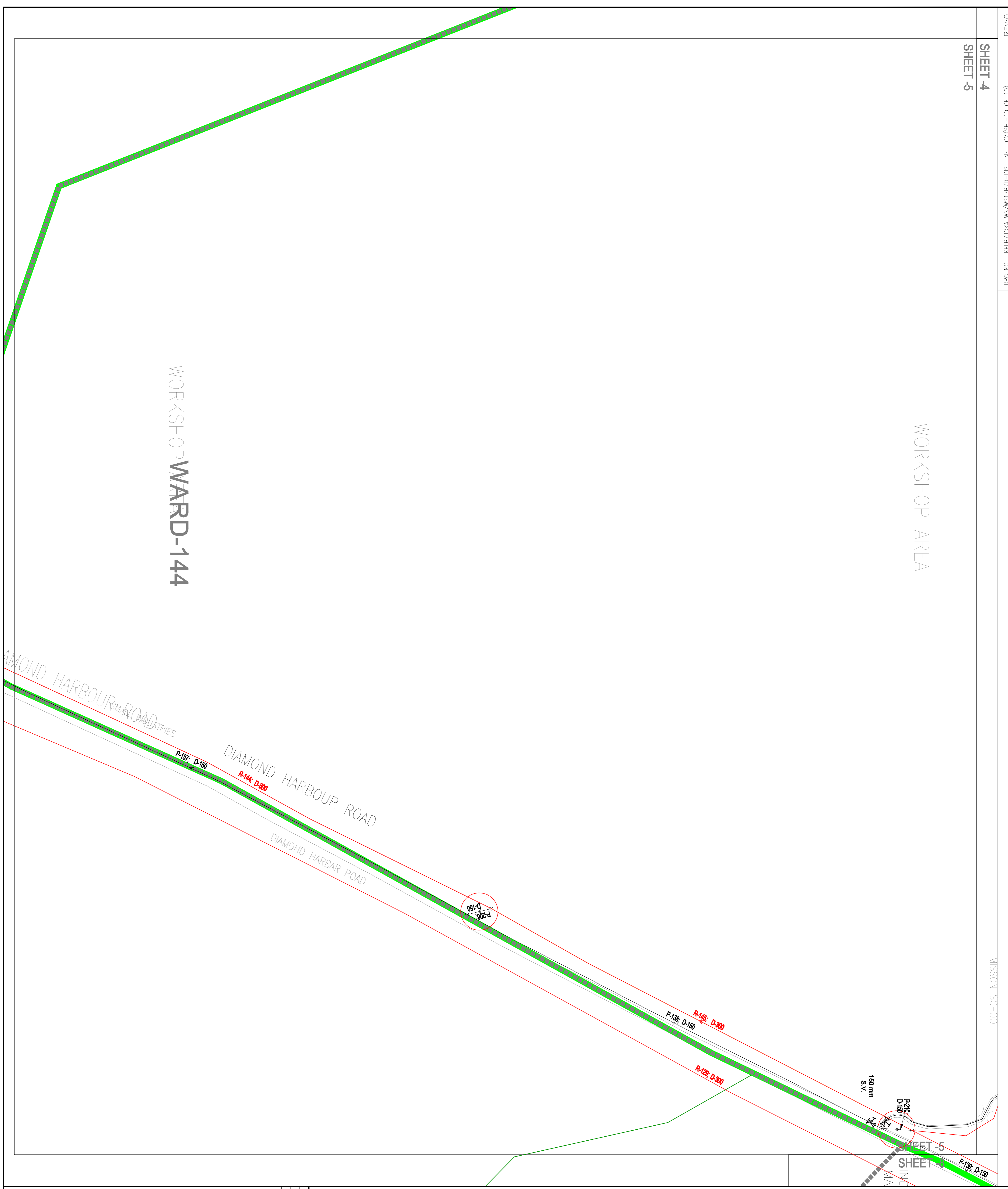
**SUBJECT**  
LAYOUT OF WATER SUPPLY DISTRIBUTION NETWORK INCLUDING PROPOSING HOUSHOOD SERVICE CONNECTION IN 4 DISTRIBUTION SERVICE AREAS IN JOKA & ADJOINING AREAS FOR THE COMMAND AREA UNDER PROPOSED ESR AT COMPANY PARK, WBSCTCL & 22 BKGH AND EXISTING ESR AT DIAMOND PARK (KEIIP/JOKA/WS/WS17B/C-DIST. NET. C2)

**TITLE:** DISTRIBUTION NETWORK CONCEPT DRAWING FOR ESR ZONE C2

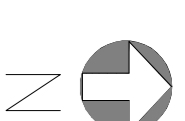
DATE	DEALT	CHECKED	APPROVED
25.06.2016	SM	L/01	L/01
ISSUED BY DESIGN CELL FOR		SCALE	
TENDER		1:3700	
DATE	DATE	DATE	DATE
DATE	DATE	DATE	DATE
DATE	DATE	DATE	DATE
DATE	DATE	DATE	DATE

WORKSHOP AREA

WORKSHOP WARD-144



SHEET :-



**LEGEND :-**

- ESR ZONE BOUNDARY
- WARD BOUNDARY
- DIA BOUNDARY
- PIPE DIA. BELOW 300MM
- PIPE DIA. 300MM AND ABOVE
- RESERVOIR MAIN AND SERVICE MAIN VALVE CONNECTION
- ZONE BOUNDARY VALVE
- SLUICE VALVE AT DIA BOUNDARY
- SLUICE VALVE
- BUTTERFLY VALVE
- KINETIC AIR VALVE WITH ISOLATING VALVE
- WASHOUT VALVE (ON LINE)
- WASHOUT VALVE (AT END)
- FLOW METER INCL. SLUICE VALVE
- EXISTING TUBEWELL
- ROAD
- CANAL

**NOTES :-**

1. ALL NEW PIPES BELOW 300 MM DIAMETER ARE D.I. K7 PIPES, PIPES 300 MM & ABOVE ARE M.S. PIPES.
2. WATER SUPPLY SERVICE CONNECTIONS SHALL BE PROVIDED ON THE DISTRIBUTION MAINS OF DIAMETER LESS THAN 300MM.
3. LOCATION OF VALVE SHOWN IS INDICATIVE. FINAL LOCATION WILL BE DECIDED BASED ON THE SITE CONDITION AS PER DIRECTION OF THE ENGINEER IN CHARGE.
4. EXACT ALIGNMENT OF PRELINES WITHIN THE RIGHT-OF-WAY WILL BE DECIDED DURING CONSTRUCTION BASED ON SITE CONDITION.
5. CONTRACTOR SHALL CARRY OUT TRIAL TRENCHING AND INVESTIGATION AS PER DIRECTION OF THE ENGINEER TO ASCERTAIN AND CORRECT THE EXISTING PRELINE NETWORK, AND SUBMIT THE FINDINGS FOR DUTY AS PER SPECIFICATION.

**FOR TENDER PURPOSE ONLY**  
ALL DRAWINGS ARE INDICATIVE

DATE: 06.08.2016	REV: 01	GENERAL	REVISED
DATE: 25.06.2016	REV: 00	DETAILS	

PROJECT: KOLKATA ENVIRONMENTAL IMPROVEMENT INVESTMENT PROGRAM

OWNER: THE KOLKATA MUNICIPAL CORPORATION

DESIGN & SUPERVISION CONSULTANTS (DSC): 206, A J C BOSE ROAD: KOLKATA - 700017

SHAH TECHNICAL CONSULTANTS PRIVATE LIMITED  
GKW CONSULT GmbH  
DEA CONSULTANTS PVT. LTD.  
TII CONSULTING ENGINEERS INDIA PVT. LTD.

SUB: LAYING OF WATER SUPPLY DISTRIBUTION NETWORK INCLUDING PROVIDING HOUSEHOLD SERVICE CONNECTION IN 4 DISTRIBUTION SERVICE AREAS IN JOKA & ADJOINING AREAS FOR THE COMMAND AREA UNDER PROPOSED ESR AT COMPANY PARK, WESTTOLA & 22 BIGHA AND DISTING ESR AT DIAMOND PARK (KERNALCROSS/WS17B/17)

TITLE: DISTRIBUTION NETWORK DRAWING FOR ESR ZONE C2

DATE: 25.06.2016	SCALE: 1:1000
DATE: 25.06.2016	SCALE: 1:1000

ISSUED BY DESIGN CELL FOR WORKING

APPROVAL:  TENDER:  DATE: \_\_\_\_\_ DATE: \_\_\_\_\_

SUPERPROJECT APPROVAL REPORT DET: ENCS & DESIGN REPORT MASTER PLAN:  MISCELLANEOUS:

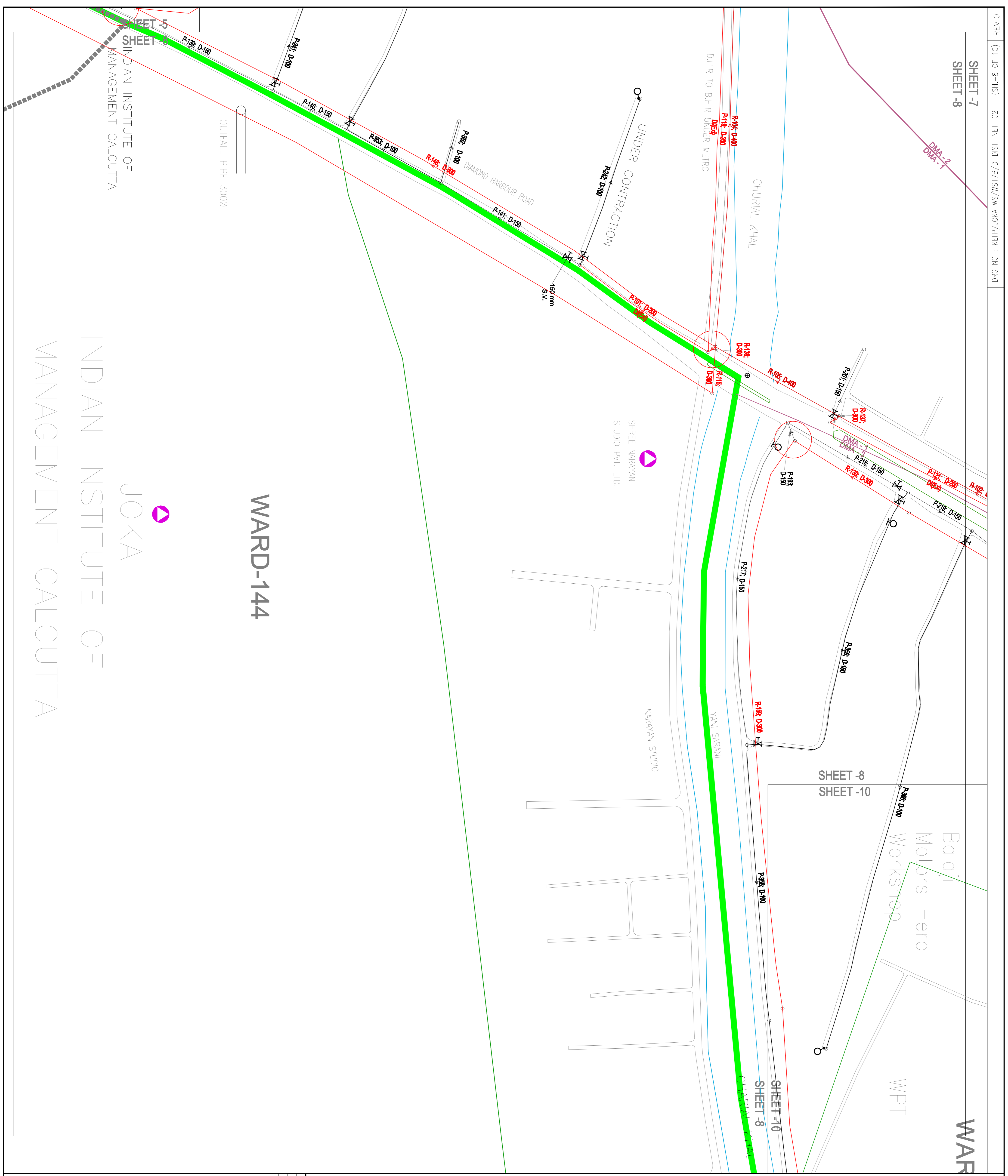
DATE: \_\_\_\_\_ DATE: \_\_\_\_\_ DATE: \_\_\_\_\_ DATE: \_\_\_\_\_

DRG NO : KEIP/JOKA/WS/WS17B/D-DIST. NET. C2 (SH-10 OF 10) REV: 0



SHEET -7  
SHEET -8

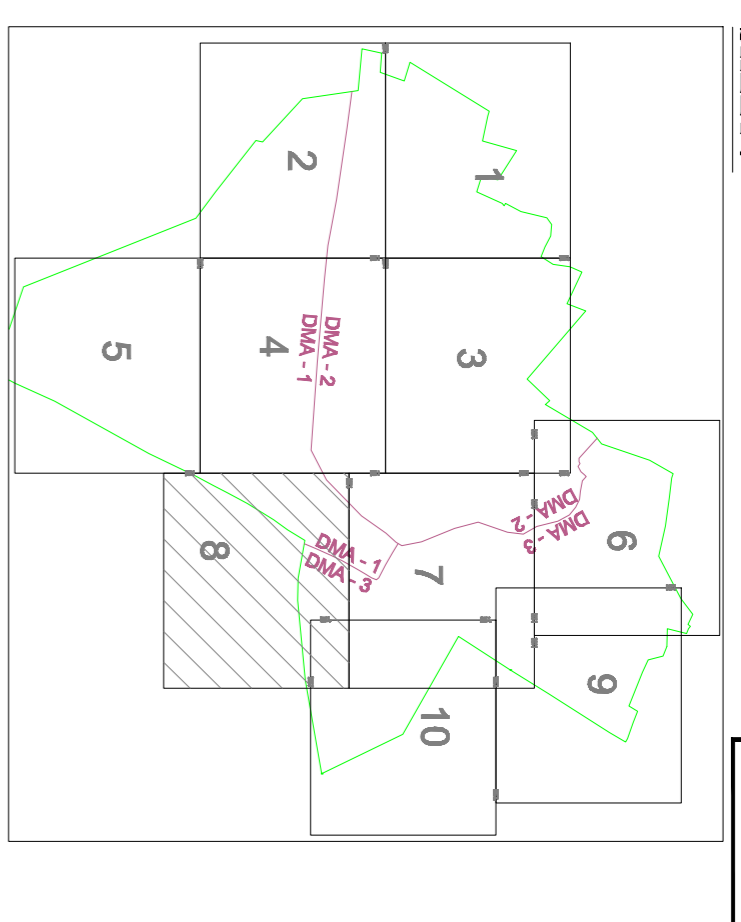
WARD-144



INDIAN INSTITUTE OF  
MANAGEMENT CALCUTTA

JOKA

WARD-144

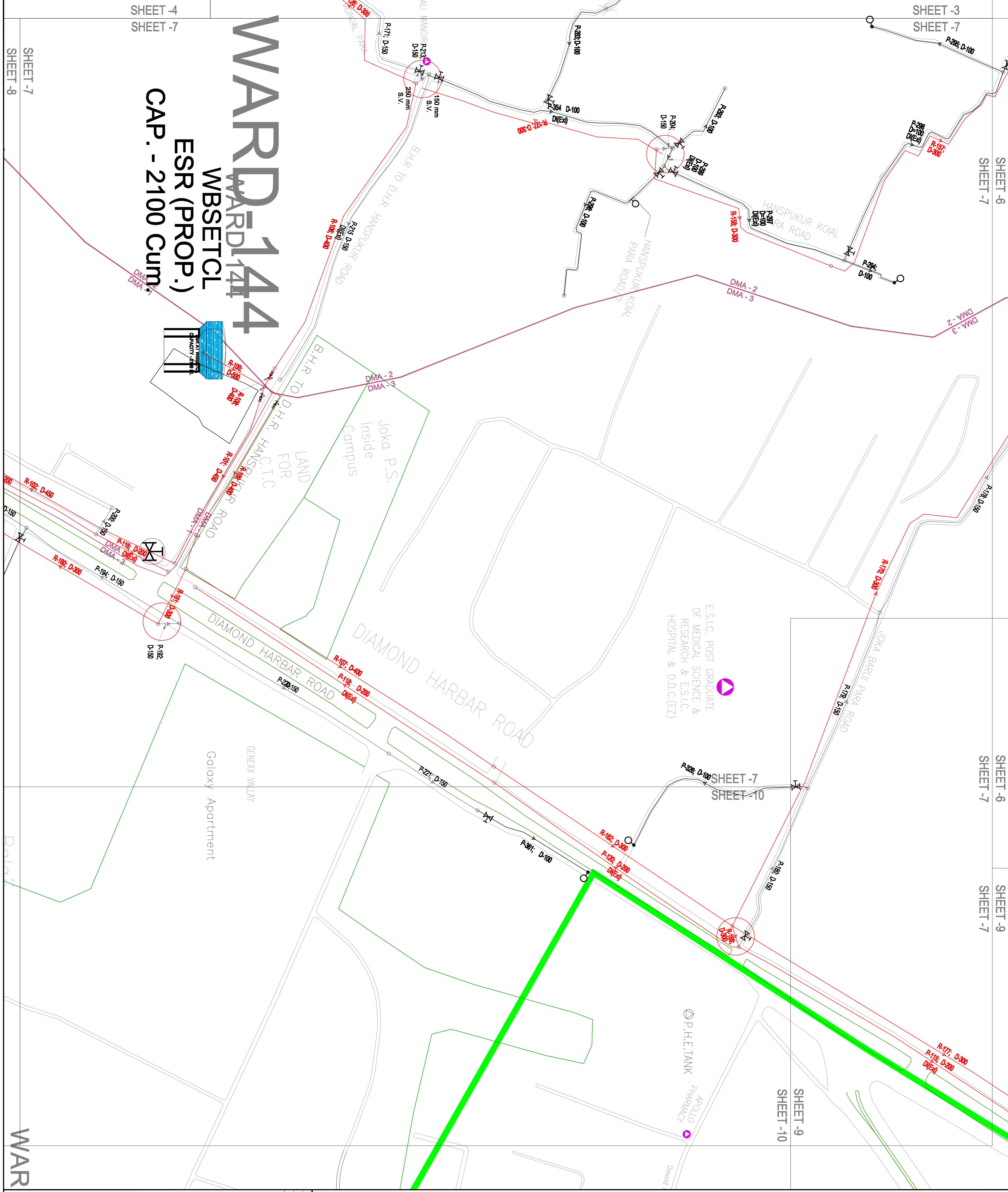


- LEGEND :-**
- ESR ZONE BOUNDARY
  - WARD BOUNDARY
  - DMA BOUNDARY
  - PIPE DIA BELOW 300MM
  - PIPE DIA 300MM AND ABOVE
  - RESERVOIR MAIN AND SERVICE MAIN VALVE CONNECTION
  - ZONE BOUNDARY VALVE
  - SLUICE VALVE AT DMA BOUNDARY
  - SLUICE VALVE
  - BUTTERFLY VALVE
  - KINETIC AIR VALVE WITH ISOLATING VALVE
  - WASHOUT VALVE (ON LINE)
  - WASHOUT VALVE (AT END)
  - FLOW METER INCL. SLUICE VALVE
  - EXISTING TUBEWELL
  - ROAD
  - CANAL

- NOTES :-**
1. ALL NEW PIPES BELOW 300 MM DIAMETER ARE D1, K7 PRESS. PIPES 300 MM & ABOVE ARE U.S. PIPES.
  2. WATER SUPPLY SERVICE CONNECTIONS SHALL BE PROVIDED ON THE DISTRIBUTION MAINS OF DIAMETER LESS THAN 300MM.
  3. LOCATION OF VALVE SHOWN IS INDICATIVE. FINAL LOCATION WILL BE DECIDED BASED ON THE SITE CONDITION AS PER DIRECTION OF THE ENGINEER IN CHARGE.
  4. EXACT ALIGNMENT OF PIPES WITHIN THE RIGHT-OF-WAY WILL BE DECIDED DURING CONSTRUCTION BASED ON SITE CONDITION.
  5. CONTRACTOR SHALL CARRY OUT TIAL, TRENCHING AND INSTALLATION AS PER DIRECTION OF THE ENGINEER TO ASCERTAIN AND CORRECT THE EXISTING PIPELINE NETWORK, AND SUBMIT THE FINDINGS FOR DUTY AS PER SPECIFICATION.

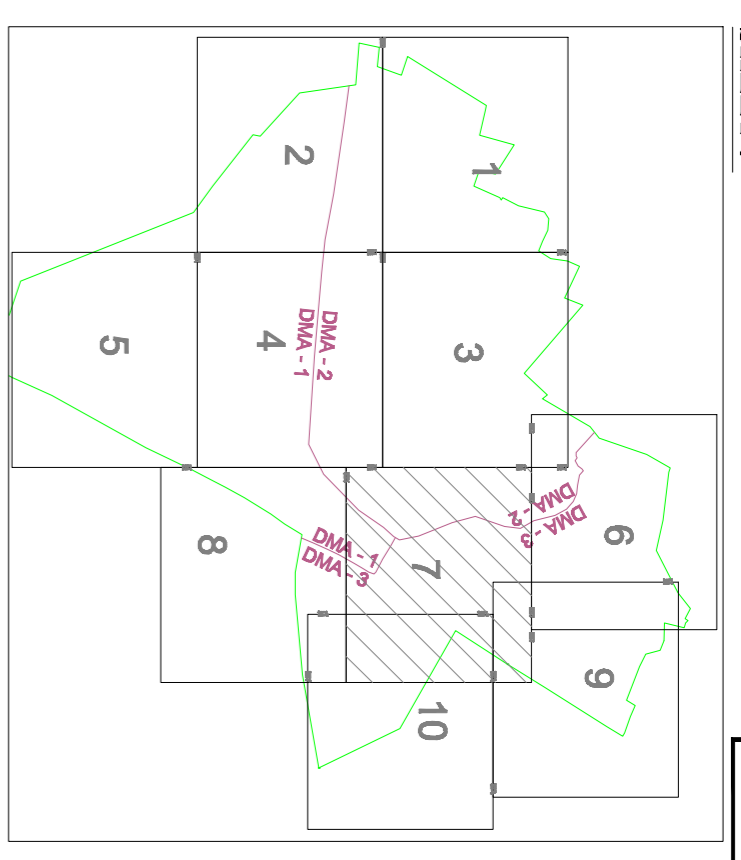
**FOR TENDER PURPOSE ONLY**  
ALL DRAWINGS ARE INDICATIVE

06.08.2016	R1	GENERAL REVISED		
DATE	REV. NO	DETAILS		
PROJECT				
KOLKATA ENVIRONMENTAL IMPROVEMENT INVESTMENT PROGRAM				
OWNER				
THE KOLKATA MUNICIPAL CORPORATION				
DESIGN & SUPERVISION CONSULTANTS (DSC)				
206, A J C BOSE ROAD: KOLKATA - 700017				
SHAH TECHNICAL CONSULTANTS PRIVATE LIMITED				
GKW CONSULT GmbH				
DPA CONSULTANTS PVT. LTD.				
TII CONSULTING ENGINEERS INDIA PVT. LTD.				
SUBJECT				
LAYOUT OF WATER SUPPLY DISTRIBUTION NETWORK INCLUDING PROVIDING HOUSEHOLD SERVICE CONNECTION IN 4 DISTRIBUTION SERVICE AREAS IN JOKA & ADJOINING AREAS FOR THE COMMAND AREA UNDER PROPOSED ESR AT COMPANY PARK, WESTERLY & 22 BHAJA AND DRIVING ESR AT DIAMOND PARK (KERNAL/DR/WS17B/2016/17)				
TITLE: DISTRIBUTION NETWORK DRAWING FOR ESR ZONE C2				
DATE	DEALT	CHECKED	APPROVED	SCALE
25.06.2016	SM	H/ML		1:1000
ISSUED BY DESIGN CELL FOR WORKING				
DATE 1:	TENDER DATE:	DATE 2:	DATE:	DATE:
DATE:	DATE:	DATE:	DATE:	DATE:
APPROVAL				
SUPERPROJECT APPROVAL REPORT DET. ENCG & DESIGN REPORT MASTER PLAN				
DATE:				
DRG NO : KEIP/JOKA WS/WS17B/D-DIST. NET. C2(SH.-8 OF 10) REV: 0				



SHEET -4  
 SHEET -7  
**WARD 144**  
 WARD 144  
 WBSETCL  
 ESR (PROP.)  
 CAP. - 2100 Cum. M<sup>3</sup>

SHEET -6  
 SHEET -7  
 SHEET -7  
 SHEET -8  
 SHEET -9  
 SHEET -10  
 SHEET -10  
 SHEET -9  
 SHEET -10

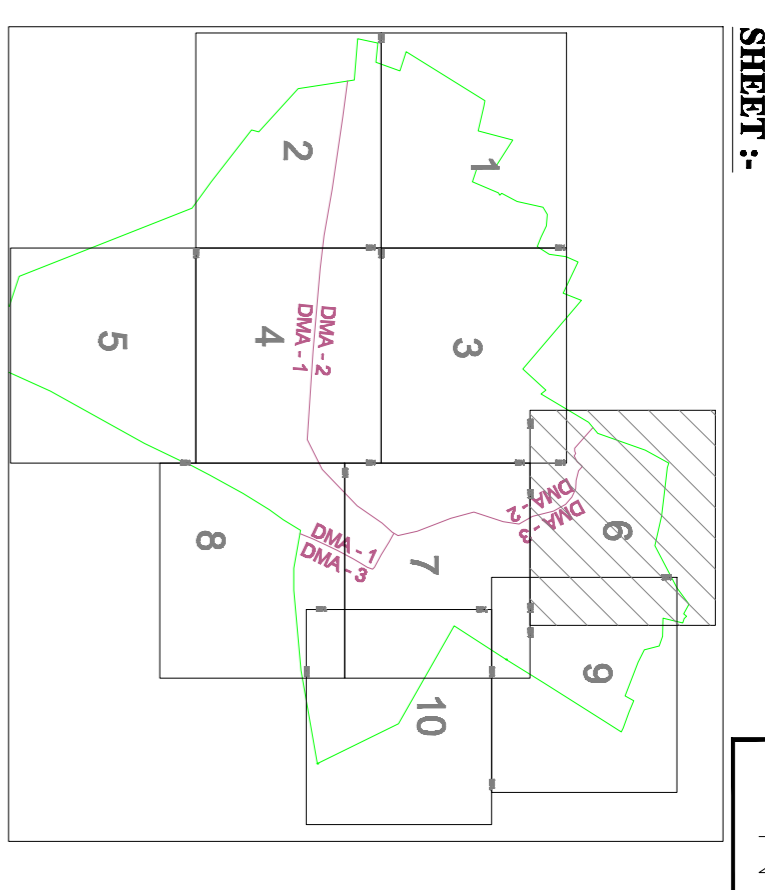
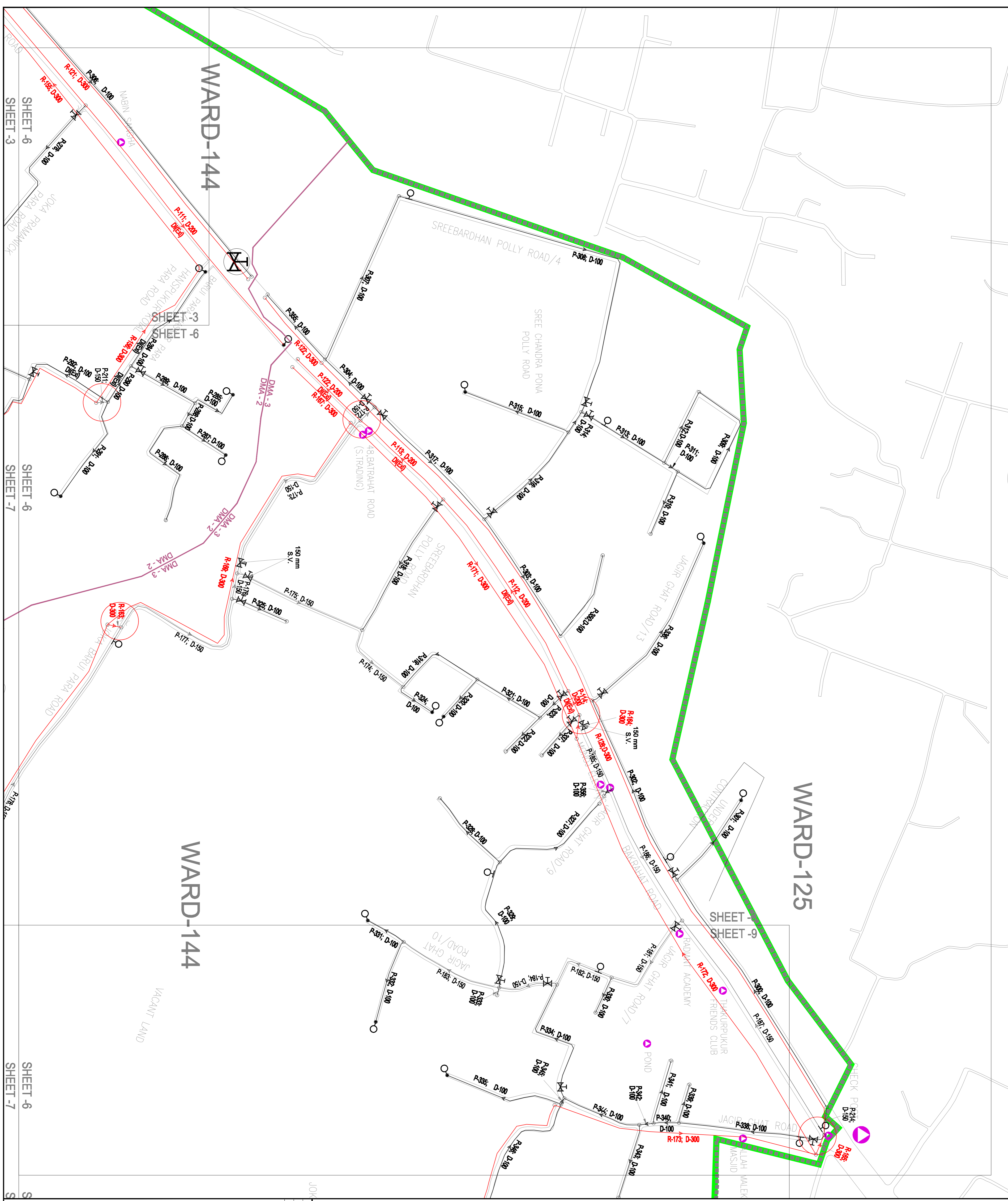


- LEGEND :-**
- ESR ZONE BOUNDARY
  - WARD BOUNDARY
  - DMA BOUNDARY
  - PIPE DIA BELOW 300MM
  - PIPE DIA 300MM AND ABOVE
  - RESERVOIR MAIN AND SERVICE MAIN VALVE CONNECTION
  - ZONE BOUNDARY VALVE
  - SLUICE VALVE AT DMA BOUNDARY
  - SLUICE VALVE
  - BUTTERFLY VALVE
  - KINETIC AIR VALVE WITH INSULATING VALVE
  - WASHOUT VALVE (ON LINE)
  - WASHOUT VALVE (AT END)
  - FLOW METER INCL. SLUICE VALVE
  - EXISTING TUBEWELL
  - EXISTING ROAD
  - CANAL

- NOTES :-**
1. ALL NEW PIPES BELOW 300 MM DIAMETERS ARE D.I. 47 PIPES. PIPES 300 MM & ABOVE ARE U.S. PIPES.
  2. WATER SUPPLY SERVICE CONNECTIONS SHALL BE PROVIDED ON THE DISTRIBUTION MAINS OF DIAMETER LESS THAN 300MM.
  3. LOCATION OF VALVE SHOWN IS INDICATIVE. FINAL LOCATION WILL BE DECIDED BASED ON THE SITE CONDITION AS PER DIRECTION OF THE ENGINEER IN CHARGE.
  4. EXACT ALIGNMENT OF PIPELINES WITHIN THE RIGHT-OF-WAY WILL BE DECIDED DURING CONSTRUCTION BASED ON SITE CONDITION.
  5. CONTRACTOR SHALL CARRY OUT TRAIL TRENCHING AND INSPECTION AS PER DIRECTION OF THE ENGINEER TO ASCERTAIN AND CONFIRM THE EXISTING PIPELINE NETWORK, AND SUBMIT THE FINDINGS FOR DUTY AS PER SPECIFICATION.

**FOR TENDER PURPOSE ONLY**  
 ALL DRAWINGS ARE INDICATIVE

DATE	06.08.2016	REV	R1	GENERAL	REVISED
DATE		REV		DETAILS	
<p>PROJECT                  KOLKATA ENVIRONMENTAL IMPROVEMENT INVESTMENT PROGRAM</p> <p>OWNER                  THE KOLKATA MUNICIPAL CORPORATION</p> <p>DESIGN &amp; SUPERVISION CONSULTANTS (DSC)                  206, A J C BOSE ROAD, KOLKATA - 700017</p> <p>SHAH TECHNICAL CONSULTANTS PRIVATE LIMITED                  GKW CONSULT GmbH                  DPA CONSULTANTS PVT. LTD.                  TTI CONSULTING ENGINEERS INDIA PVT. LTD.</p> <p>SUB: LAYING OF WATER SUPPLY DISTRIBUTION NETWORK INCLUDING PROVIDING HOUSEHOLD SERVICE CONNECTION IN 4 DISTRIBUTION SERVICE AREAS IN JOKA &amp; ADJOINING AREAS FOR THE COMMAND AREA UNDER PROPOSED ESR AT COMPANY PARK, WBSETCL &amp; 22 BEHA AND EXISTING ESR AT DIAMOND PARK (KEIP/JOKA WS/WS17B/D-DIST. NET. C2)</p> <p>TITLE: DISTRIBUTION NETWORK DRAWING FOR ESR ZONE C2</p>					
DATE	DEALT	CHECKED	APPROVED	SCALE	
25.06.2016	SM	SD	H/001	1:1000	
ISSUED BY DESIGN CELL FOR					
APPROVAL	DATE	TENDER	DATE	WORKING	DATE
SUPERPROJECT APPROVAL REPORT DET. ENGG & DESIGN REPORT MASTER PLAN					
DATE	DATE	DATE	DATE	DATE	DATE
DRG NO : KEIP/JOKA WS/WS17B/D-DIST. NET. C2 (SH-7 OF 10) REV: 0					



- LEGEND :-**
- ESR ZONE BOUNDARY
  - WARD BOUNDARY
  - DMA BOUNDARY
  - PIPE DIA BELOW 300MM
  - PIPE DIA 300MM AND ABOVE
  - RESERVOIR MAIN AND SERVICE
  - MAIN VALVE CONNECTION
  - ZONE BOUNDARY VALVE
  - SLUICE VALVE AT DMA BOUNDARY
  - SLUICE VALVE
  - BUTTERFLY VALVE
  - KINETIC AIR VALVE WITH ISOLATING VALVE
  - WASHOUT VALVE (ON LINE)
  - WASHOUT VALVE (AT END)
  - FLOW METER INCL. SLUICE VALVE
  - EXISTING TUBEWELL
  - ROAD
  - CANAL

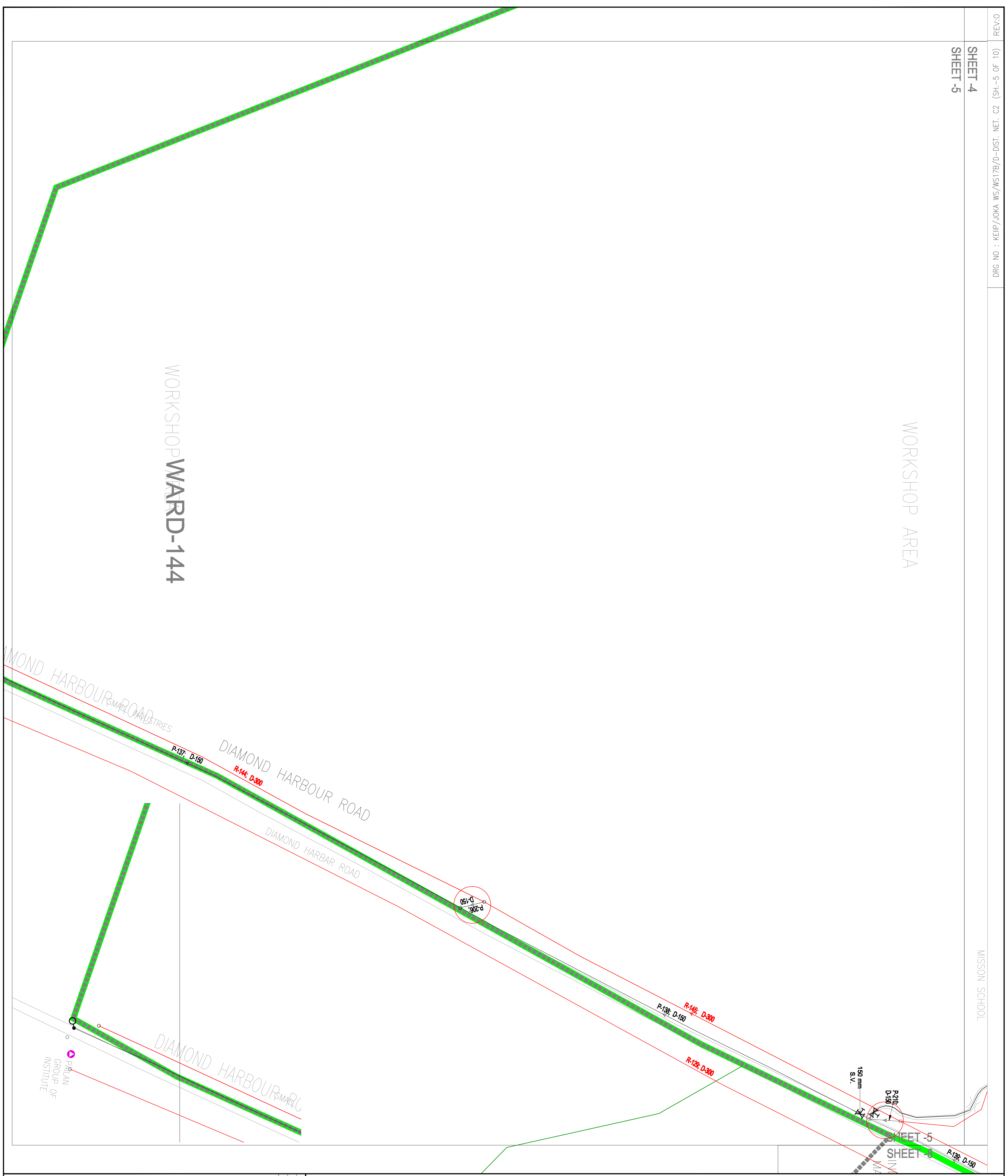
- NOTES :-**
1. ALL NEW PIPES BELOW 300 MM DIAMETER ARE D.I. K7 PIPES, PIPES 300 MM & ABOVE ARE M.S. PIPES.
  2. WATER SUPPLY SERVICE CONNECTIONS SHALL BE PROVIDED ON THE DISTRIBUTION MAINS OF DIAMETER LESS THAN 300MM.
  3. LOCATION OF VALVE SHOWN IS INDICATIVE. FINAL LOCATION WILL BE DECIDED BASED ON THE SITE CONDITION AS PER DIRECTION OF THE ENGINEER IN CHARGE.
  4. EXACT ALIGNMENT OF PRELINES WITHIN THE RIGHT-OF-WAY WILL BE DECIDED DURING CONSTRUCTION BASED ON SITE CONDITION.
  5. CONTRACTOR SHALL CARRY OUT FINAL TRENCHING AND INVESTIGATION AS PER DIRECTION OF THE ENGINEER TO ASCERTAIN AND CORRECT THE EXISTING PRELINE NETWORK, AND SUBMIT THE FINDINGS FOR DUTY AS PER SPECIFICATION.

**FOR TENDER PURPOSE ONLY**  
ALL DRAWINGS ARE INDICATIVE

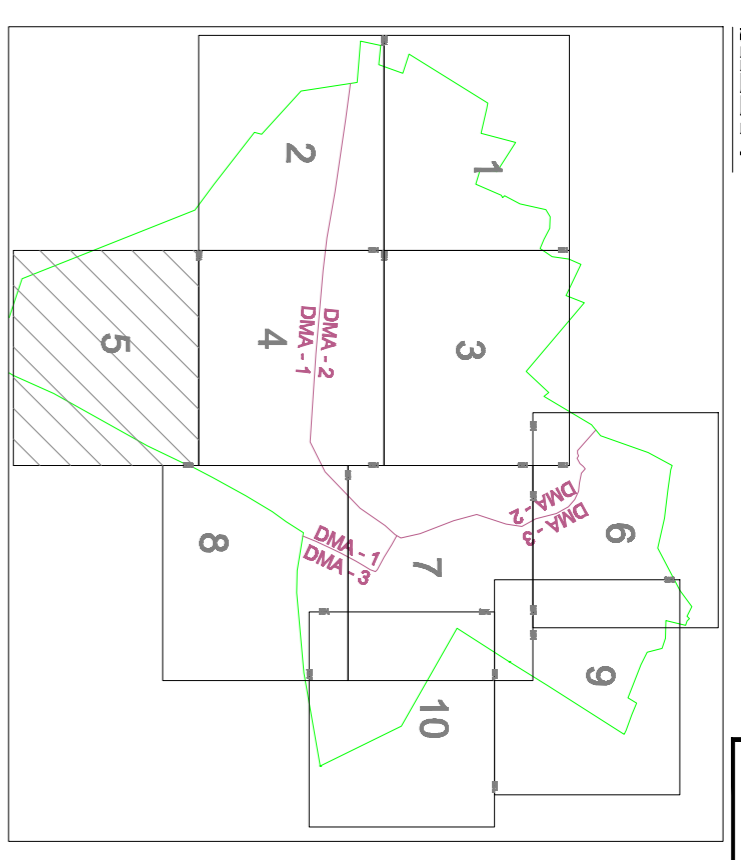
DATE	06.08.2016	REV	R1	GENERAL REVISION
DATE		REV		DETAILS
<b>PROJECT</b>				
<b>KOLKATA ENVIRONMENTAL IMPROVEMENT INVESTMENT PROGRAM</b>				
<b>OWNER</b>				
<b>THE KOLKATA MUNICIPAL CORPORATION</b>				
DESIGN & SUPERVISION CONSULTANTS (DSC) 206, A J C BOSE ROAD, KOLKATA - 700017				
SHAH TECHNICAL CONSULTANTS PRIVATE LIMITED GKW CONSULT GmbH DPA CONSULTANTS PVT. LTD. TPI CONSULTING ENGINEERS INDIA PVT. LTD.				
SUBJECT: LAYING OF WATER SUPPLY DISTRIBUTION NETWORK INCLUDING PROVIDING HOUSEHOLD SERVICE CONNECTION IN 4 DISTRIBUTION SERVICE AREAS IN JOKA & ADJOINING AREAS FOR THE COMMAND AREA UNDER PROPOSED ESR AT COMPANY PULKA, WESTERLA & 22 BEHA AND EXISTING ESR AT DAMODAR PARK (KMP/WS/WS17B/D-DIST. NET. C2/SH.-6 OF 10)				
<b>TITLE: DISTRIBUTION NETWORK DRAWING FOR ESR ZONE C2</b>				
DATE	DEALT	CHECKED	APPROVED	SCALE
25.06.2016	SM	L/01	H/01	1:1000
ISSUED BY DESIGN CELL FOR				
DATE	TENDER	DATE	DATE	DATE
SUPERPRODUCT APPROVAL REPORT DET. ENGS & DESIGN REPORT MASTER PLAN				
DATE	DATE	DATE	DATE	DATE
DRG NO : KEIP/JOKA WS/WS17B/D-DIST. NET. C2/SH.-6 OF 10 REV: 0				

WORKSHOP AREA

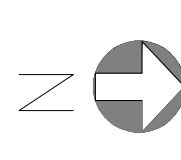
WORKSHOP WARD-144



SHEET -5  
SHEET -6



SHEET -:



- LEGEND :-**
- ESR ZONE BOUNDARY
  - WARD BOUNDARY
  - DMA BOUNDARY
  - PIPE DIA. BELOW 300MM
  - PIPE DIA. 300MM AND ABOVE
  - RESERVOIR MAIN AND SERVICE MAIN VALVE CONNECTION
  - ZONE BOUNDARY VALVE
  - SLUICE VALVE AT DMA BOUNDARY
  - SLUICE VALVE
  - BUTTERFLY VALVE
  - KINETIC AIR VALVE WITH ISOLATING VALVE
  - WASHOUT VALVE (ON LINE)
  - WASHOUT VALVE (AT END)
  - FLOW METER INCL. SLUICE VALVE
  - EXISTING TUBEWELL
  - ROAD
  - CANAL

**NOTES :-**

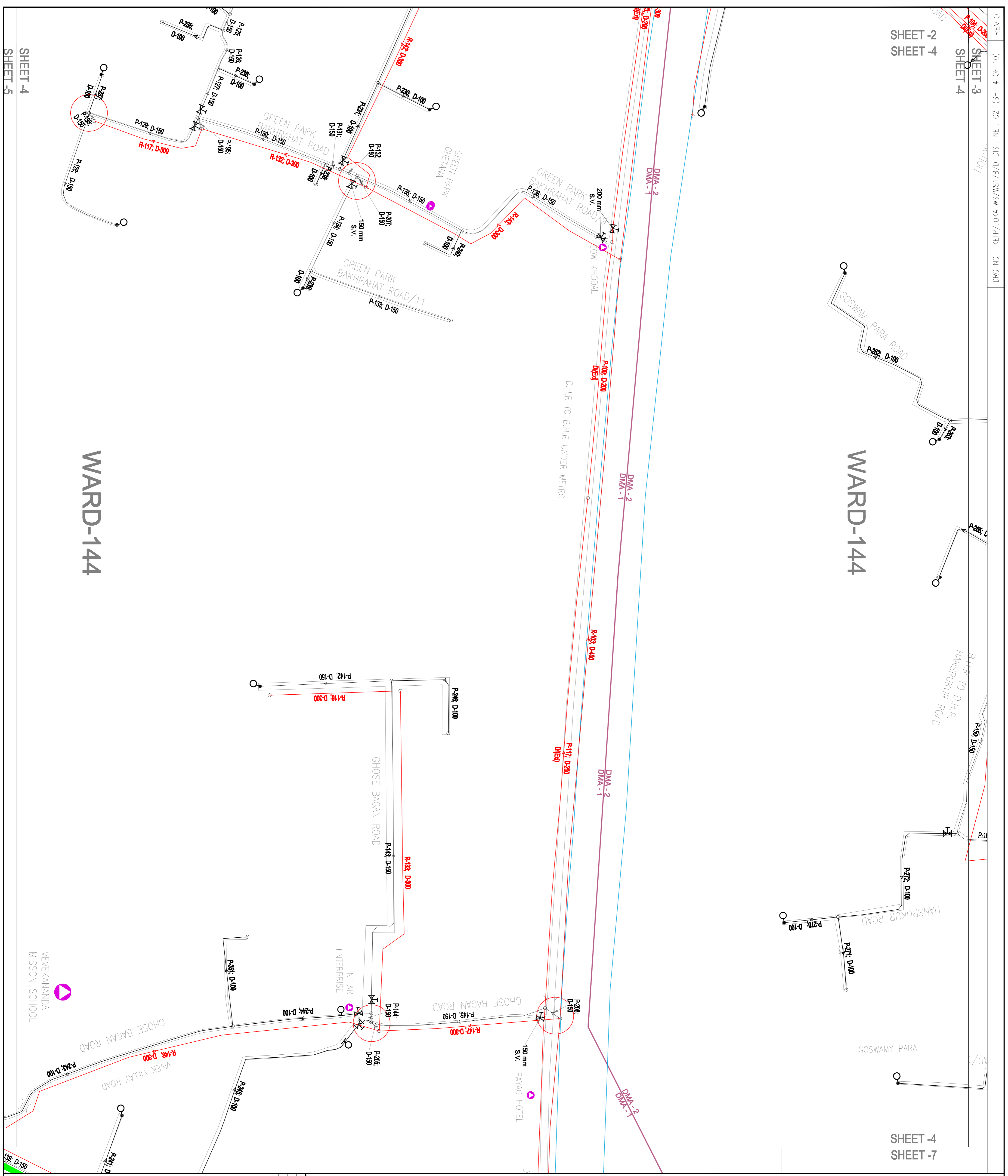
1. ALL NEW PIPES BELOW 300 MM DIAMETER ARE D.I. 47 PIPES, PIPES 300 MM & ABOVE ARE M.S. PIPES.
2. WATER SUPPLY SERVICE CONNECTIONS SHALL BE PROVIDED ON THE DISTRIBUTION MAINS OF DIAMETER LESS THAN 300MM.
3. LOCATION OF VALVE SHOWN IS INDICATIVE. FINAL LOCATION WILL BE DECIDED BASED ON THE SITE CONDITION AS PER DIRECTION OF THE ENGINEER IN CHARGE.
4. EXACT ALIGNMENT OF PRELINES WITHIN THE RIGHT-OF-WAY WILL BE DECIDED DURING CONSTRUCTION BASED ON SITE CONDITION.
5. CONTRACTOR SHALL CARRY OUT FINAL TRENCHING AND INSTALLATION AS PER DIRECTION OF THE ENGINEER TO ASCERTAIN AND CONFIRM THE EXISTING PIPELINE NETWORK, AND SUBMIT THE FINDINGS FOR DUTY AS PER SPECIFICATION.

**FOR TENDER PURPOSE ONLY**  
ALL DRAWINGS ARE INDICATIVE

06.08.2016	R1	GENERAL REVISED		
DATE	REV. NO.	DETAILS		
PROJECT				
KOLKATA ENVIRONMENTAL IMPROVEMENT INVESTMENT PROGRAM				
OWNER				
THE KOLKATA MUNICIPAL CORPORATION				
DESIGN & SUPERVISION CONSULTANTS (DSC) 206, A J C BOSE ROAD: KOLKATA - 700017				
SHAH TECHNICAL CONSULTANTS PRIVATE LIMITED GKW CONSULT GmbH DPA CONSULTANTS PVT. LTD. TPI CONSULTING ENGINEERS INDIA PVT. LTD.				
SUBJECT: LAYING OF WATER SUPPLY DISTRIBUTION NETWORK INCLUDING PROVIDING HOUSEHOLD SERVICE CONNECTION IN 4 DISTRIBUTION SERVICE AREAS IN JOKA & ADJOINING AREAS FOR THE COMMAND AREA UNDER PROPOSED ESR AT COMPANY PARK, WESTTOLA & 22 BIRLA AND DRIVING ESR AT DIAMOND PARK (KERNALC/DR/WST/7B/D-DIST)				
TITLE: DISTRIBUTION NETWORK DRAWING FOR ESR ZONE C2				
DATE	DEALT	CHECKED	APPROVED	SCALE
25.06.2016	SM	SD	L/DH	1:1000
ISSUED BY DESIGN CELL FOR				
APPROVAL	TENDER	DATE	WORKING	MISCELLANEOUS
DATE	DATE	DATE	DATE	DATE
DATE	DATE	DATE	DATE	DATE
DRG. NO. : KEIP/JOKA WS/WST/7B/D-DIST. NET. C2(SH.-5 OF 10) REV: 0				



WARD-144



WARD-144

**NOTES :-**

1. ALL NEW PIPES BELOW 300 MM DIAMETER ARE 0.1:0.7 PIPES, PIPES 300 MM & ABOVE ARE M.S PIPES.
2. WATER SUPPLY SERVICE CONNECTIONS SHALL BE PROVIDED ON THE DISTRIBUTION MAINS OF DIAMETER LESS THAN 300MM.
3. LOCATION OF VALVE SHOWN IS INDICATIVE. FINAL LOCATION WILL BE DECIDED BASED ON THE SITE CONDITION AS PER DIRECTION OF THE ENGINEER IN CHARGE.
4. EXACT ALIGNMENT OF PRELIMES WITHIN THE RIGHT-OF-WAY WILL BE DECIDED DURING CONSTRUCTION BASED ON SITE CONDITION.
5. CONTRACTOR SHALL CARRY OUT TRIAL TRENCHING AND INVESTIGATION AS PER DIRECTION OF THE ENGINEER TO ASSESS AND CONTROL THE EXISTING PRELIME NETWORK, AND SUBMIT THE FINDINGS FOR DULY AS PER SPECIFICATION.

**LEGEND :-**

- ESR ZONE BOUNDARY
- WARD BOUNDARY
- DMA BOUNDARY
- PIPE DIA. BELOW 300MM
- PIPE DIA. 300MM AND ABOVE
- RESERVOIR MAIN AND SERVICE MAIN VALVE CONNECTION
- ZONE BOUNDARY VALVE
- SLUICE VALVE AT DMA BOUNDARY
- SLUICE VALVE
- BUTTERFLY VALVE
- KINETIC AIR VALVE WITH ISOLATING VALVE
- WASHOUT VALVE (ON LINE)
- WASHOUT VALVE (AT END)
- FLOW METER INCL. SLUICE VALVE
- EXISTING TUBEWELL
- ROAD
- CANAL

**FOR TENDER PURPOSE ONLY**  
ALL DRAWINGS ARE INDICATIVE

**PROJECT**  
KOLKATA ENVIRONMENTAL IMPROVEMENT INVESTMENT PROGRAM

**OWNER**  
THE KOLKATA MUNICIPAL CORPORATION

**DESIGN & SUPERVISION CONSULTANTS (DSC)**  
206, A J C BOSE ROAD, KOLKATA - 700017

**SHAH TECHNICAL CONSULTANTS PRIVATE LIMITED**  
GKW CONSULT Gmbh  
DPA CONSULTANTS PVT. LTD.  
TTI CONSULTING ENGINEERS INDIA PVT. LTD.

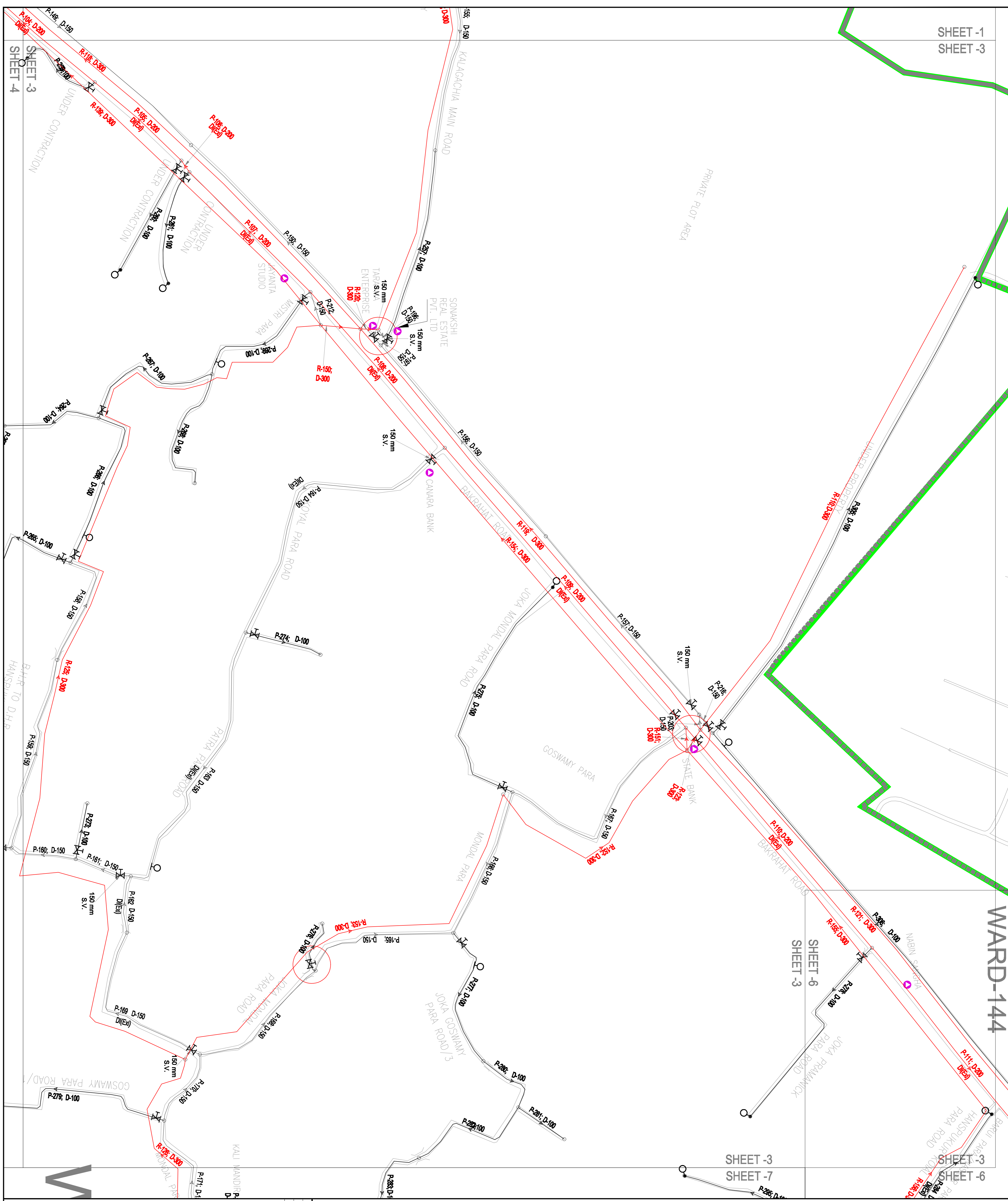
**DATE** 06.08.2016 **REV** 01 **GENERAL REVISED**

**TITLE**: DISTRIBUTION NETWORK DRAWING FOR ESR ZONE C2

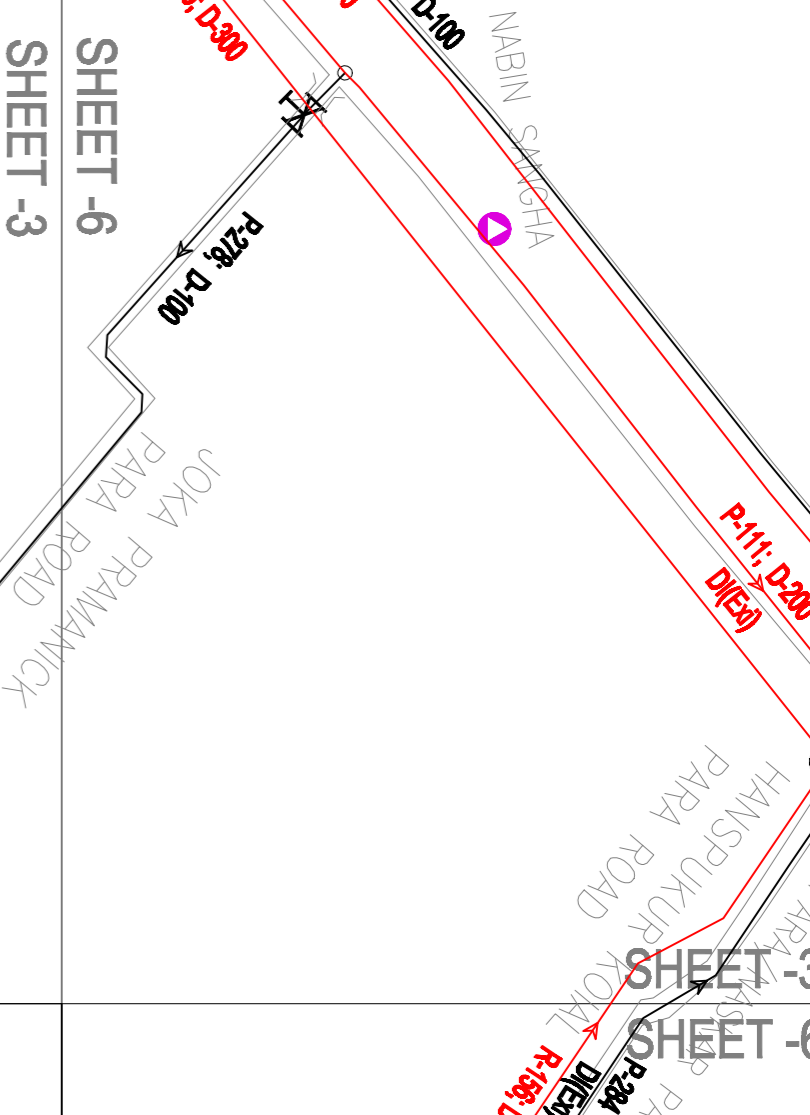
**DATE** 25.06.2016 **SCALE** 1:1000

**APPROVAL** ISSUED BY DESIGN CELL FOR WORKING

**DRG NO** : KEIP/JOKA WS/WS17B/D-DIST. NET. C2(SH.-4 OF 10) **REV**: 0



WARD-144



**LEGEND :-**

- ESR ZONE BOUNDARY
- WARD BOUNDARY
- DMA BOUNDARY
- PIPE DIA BELOW 300MM
- PIPE DIA 300MM AND ABOVE
- RESERVOIR MAIN AND SERVICE
- MAIN VALVE CONNECTION
- ZONE BOUNDARY VALVE
- SLUICE VALVE AT DMA BOUNDARY
- SLUICE VALVE
- BUTTERFLY VALVE
- KINETIC AIR VALVE WITH ISOLATING VALVE
- WASHOUT VALVE (ON LINE)
- WASHOUT VALVE (AT END)
- FLOW METER INCL. SLUICE VALVE
- EXISTING TUBEWELL
- ROAD
- CANAL

**NOTES :-**

1. ALL NEW PIPES BELOW 300 MM DIAMETER ARE D.I. K7 PIPES, PIPES 300 MM & ABOVE ARE M.S. PIPES.
2. WATER SUPPLY SERVICE CONNECTIONS SHALL BE PROVIDED ON THE DISTRIBUTION MAINS OF DIAMETER LESS THAN 300MM.
3. LOCATION OF VALVE SHOWN IS INDICATIVE FINAL LOCATION WILL BE DECIDED BASED ON THE SITE CONDITION AS PER DIRECTION OF THE ENGINEER IN CHARGE.
4. EXACT ALIGNMENT OF PRELINES WITHIN THE RIGHT-OF-WAY WILL BE DECIDED DURING CONSTRUCTION BASED ON SITE CONDITION.
5. CONTRACTOR SHALL CARRY OUT TRIAL, TRENCHING AND INVESTIGATION AS PER DIRECTION OF THE ENGINEER TO ASSESS AND CONFIRM THE EXISTING PRELINE NETWORK, AND SUBMIT THE FINDINGS FOR DUTY AS PER SPECIFICATION.

**FOR TENDER PURPOSE ONLY**  
ALL DRAWINGS ARE INDICATIVE

DATE: 06.08.2016	REV: 01	GENERAL REVISED
DATE: 06.08.2016	REV: 02	DETAILS

PROJECT: **KOLKATA ENVIRONMENTAL IMPROVEMENT INVESTMENT PROGRAM**

OWNER: **THE KOLKATA MUNICIPAL CORPORATION**

DESIGN & SUPERVISION CONSULTANTS (DSC): **206, A J C BOSE ROAD, KOLKATA - 700017**

SHAH TECHNICAL CONSULTANTS PRIVATE LIMITED

GKW CONSULT GmbH

DGA CONSULTANTS PVT. LTD.

TTI CONSULTING ENGINEERS INDIA PVT. LTD.

SUB: LAYING OF WATER SUPPLY DISTRIBUTION NETWORK INCLUDING PROVIDING HOUSEHOLD SERVICE CONNECTION IN 4 DISTRIBUTION SERVICE AREAS IN JOKA & ADJOINING AREAS FOR THE COMMAND AREA UNDER PROPOSED ESR AT COMPANY PULKA, WESTBATA & 22 BECHA AND DRIVING ESR AT DAMODARPARK (KOLKATA/WS/WS17B/D-DIST. NET. C2)

TITLE: **DISTRIBUTION NETWORK DRAWING FOR ESR ZONE C2**

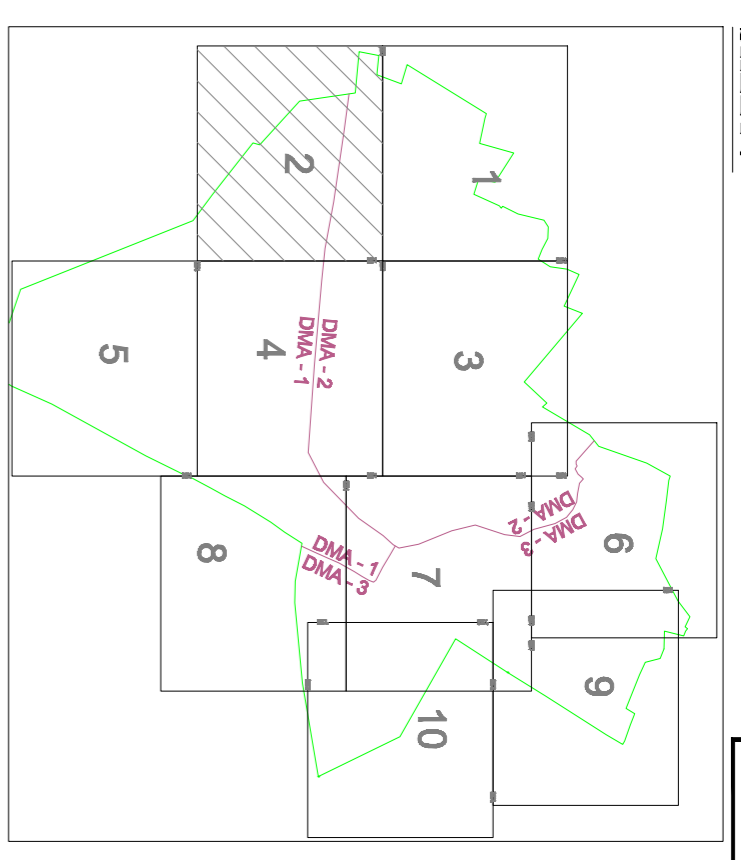
DATE: 25.06.2016	SCALE: 1:1000
ISSUED BY: DESIGN CELL FOR TENDER	APPROVED: [Signature]
DATE: 25.06.2016	DATE: 25.06.2016

DRG NO : KEIP/JOKA WS/WS17B/D-DIST. NET. C2 (SH.-3 OF 10) REV: 0



# WARD-144

SHEET -2  
SHEET -4  
SHEET -3  
SHEET -4



- LEGEND :-**
- ESR ZONE BOUNDARY
  - WARD BOUNDARY
  - DMA BOUNDARY
  - PIPE DIA. BELOW 300MM
  - PIPE DIA. 300MM AND ABOVE
  - RESERVOIR MAIN AND SERVICE MAIN VALVE CONNECTION
  - ZONE BOUNDARY VALVE
  - SLUICE VALVE AT DMA BOUNDARY
  - SLUICE VALVE
  - BUTTERFLY VALVE
  - KINETIC AIR VALVE WITH ISOLATING VALVE
  - WASHOUT VALVE (ON LINE)
  - WASHOUT VALVE (AT END)
  - FLOW METER INCL. SLUICE VALVE
  - EXISTING TUBEWELL
  - ROAD
  - CANAL

- NOTES :-**
1. ALL NEW PIPES BELOW 300 MM DIAMETER ARE D.I. 17 PIPES, PIPES 300 MM & ABOVE ARE M.S. PIPES.
  2. WATER SUPPLY SERVICE CONNECTIONS SHALL BE PROVIDED ON THE DISTRIBUTION MAINS OF DIAMETER LESS THAN 300MM.
  3. LOCATION OF VALVE SHOWN IS INDICATIVE. FINAL LOCATION WILL BE DECIDED BASED ON THE SITE CONDITION AS PER DIRECTION OF THE ENGINEER IN CHARGE.
  4. EXACT ALIGNMENT OF PRELINES WITHIN THE RIGHT-OF-WAY WILL BE DECIDED DURING CONSTRUCTION BASED ON SITE CONDITION.
  5. CONTRACTOR SHALL CARRY OUT TRIAL TRENCHING AND INVESTIGATION AS PER DIRECTION OF THE ENGINEER TO ASSESSMENT AND CORRECT THE EXISTING PRELINE NETWORK, AND SUBMIT THE FINDINGS FOR DAILY AS PER SPECIFICATION.

**FOR TENDER PURPOSE ONLY**  
ALL DRAWINGS ARE INDICATIVE

DATE: 06.08.2016	REV: 0	GENERAL	REVISED
DATE: 06.08.2016	REV: NO	DETAILS	

**PROJECT**  
KOLKATA ENVIRONMENTAL IMPROVEMENT INVESTMENT PROGRAM

**OWNER**  
THE KOLKATA MUNICIPAL CORPORATION

**DESIGN & SUPERVISION CONSULTANTS (DSCG)**  
206, A J C BOSE ROAD: KOLKATA - 700017  
SHAH TECHNICAL CONSULTANTS PRIVATE LIMITED  
GKW CONSULT GmbH  
DEA CONSULTANTS PVT. LTD.  
TTH CONSULTING ENGINEERS INDIA PVT. LTD.

**SUB-DIVISION OF WATER SUPPLY DISTRIBUTION NETWORK INCLUDING PROVIDING HOUSEHOLD SERVICE CONNECTION IN 4 DISTRIBUTION SERVICE AREAS IN JOKA & ADJOINING AREAS FOR THE COMMAND AREA UNDER PROPOSED ESR AT COMPANY PARK, WESTTOLA & 22 BIRLA AND EXISTING ESR AT DAMODARPARK (KMP/MS17B/D-DIST. NET. C2)**

**TITLE: DISTRIBUTION NETWORK DRAWING FOR ESR ZONE C2**

DATE: 25.06.2016	SCALE: 1:1000
ISSUED BY DESIGN CELL FOR	APPROVED
TENDER	WORKING
DATE: 25.06.2016	DATE: 25.06.2016
DATE: 25.06.2016	DATE: 25.06.2016

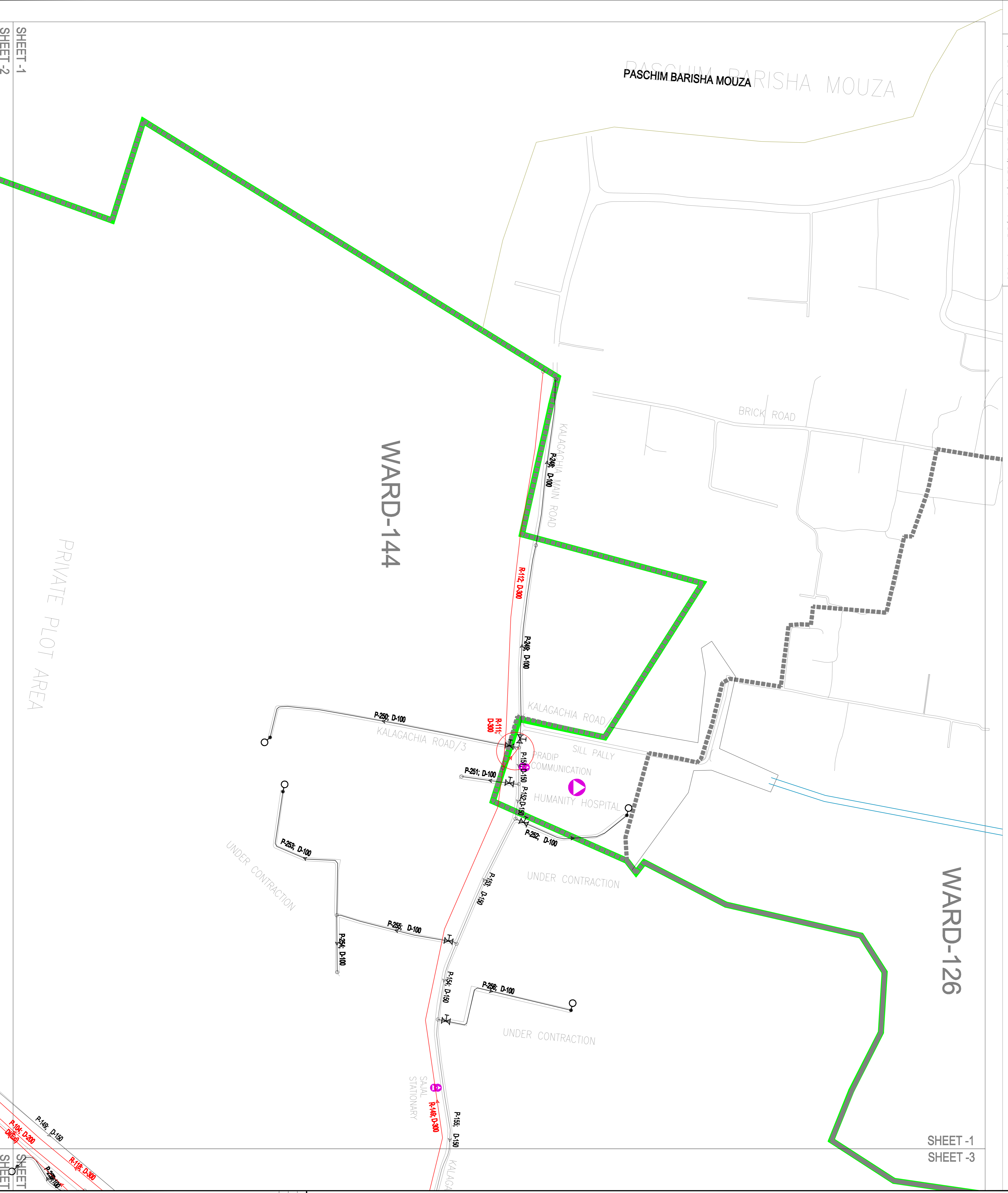
DRG NO : KEIP/JOKA WS/MS17B/D-DIST. NET. C2(SH-2 OF 10) REV: 0

PASCHIM BARISHA MOUZA  
PASCHIM BARISHA MOUZA

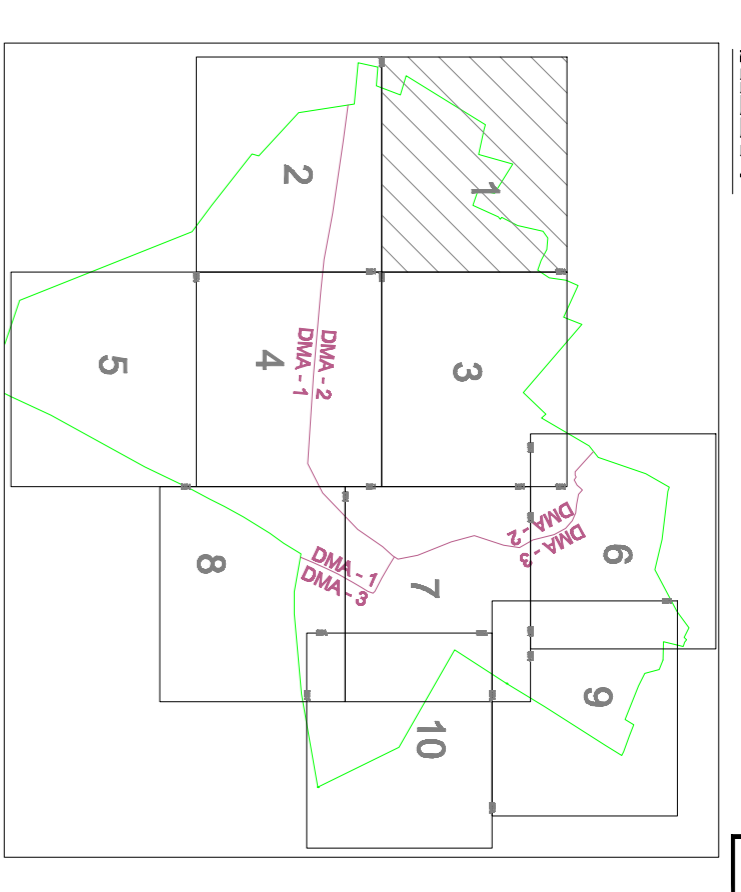
WARD-144

WARD-126

PRIVATE PLOT AREA



SHEET -1  
SHEET -3



- LEGEND :-**
- ESR ZONE BOUNDARY
  - WARD BOUNDARY
  - DMA BOUNDARY
  - PIPE DIA. BELOW 300MM
  - PIPE DIA. 300MM AND ABOVE
  - RESERVOIR MAIN AND SERVICE MAIN VALVE CONNECTION
  - ZONE BOUNDARY VALVE
  - SLUICE VALVE AT DMA BOUNDARY
  - SLUICE VALVE
  - BUTTERFLY VALVE
  - KINETIC AIR VALVE WITH ISOLATING VALVE
  - WASHOUT VALVE (ON LINE)
  - WASHOUT VALVE (AT END)
  - FLOW METER INCL. SLUICE VALVE
  - EXISTING TUBEWELL
  - ROAD
  - CANAL

- NOTES :-**
1. ALL NEW PIPES BELOW 300 MM DIAMETER ARE D.I. K7 PIPES, PIPES 300 MM & ABOVE ARE U.S. PIPES.
  2. WATER SUPPLY SERVICE CONNECTIONS SHALL BE PROVIDED ON THE DISTRIBUTION MAINS OF DIAMETER LESS THAN 300MM.
  3. LOCATION OF VALVE SHOWN IS INDICATIVE. FINAL LOCATION WILL BE DECIDED BASED ON THE SITE CONDITION AS PER DIRECTION OF THE ENGINEER IN CHARGE.
  4. EXACT ALIGNMENT OF PRELINES WITHIN THE RIGHT-OF-WAY WILL BE DECIDED DURING CONSTRUCTION BASED ON SITE CONDITION.
  5. CONTRACTOR SHALL CARRY OUT TRIAL TRENCHING AND INVESTIGATION AS PER DIRECTION OF THE ENGINEER TO ASSESS THE EXISTING PRELINES NETWORK, AND SUBMIT THE FINDINGS FOR DUTY AS PER SPECIFICATION.

**FOR TENDER PURPOSE ONLY**  
ALL DRAWINGS ARE INDICATIVE

06.08.2016	R1	GENERAL REVISED
DATE	REV. NO.	DETAILS

PROJECT  
**KOLKATA ENVIRONMENTAL IMPROVEMENT INVESTMENT PROGRAM**

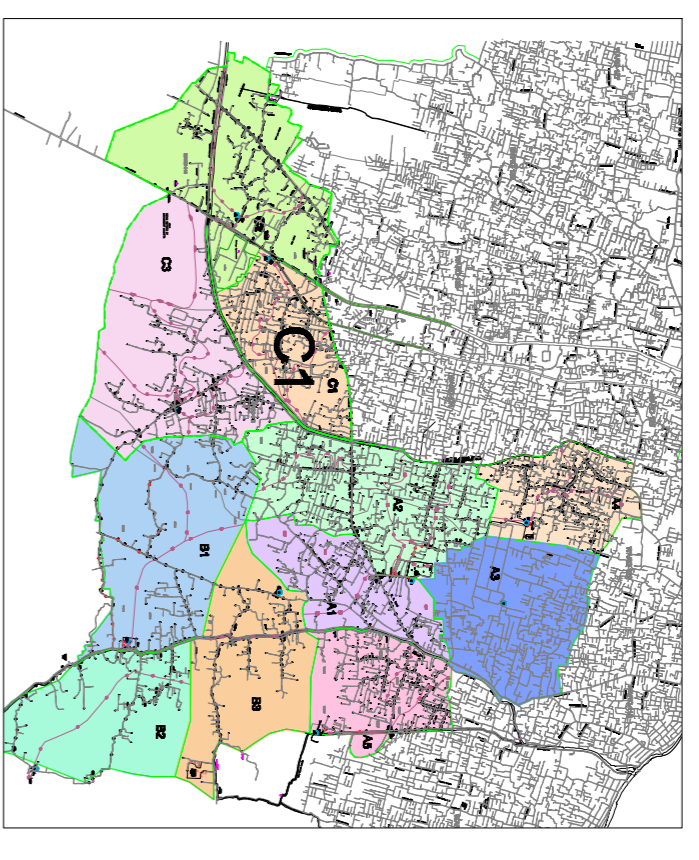
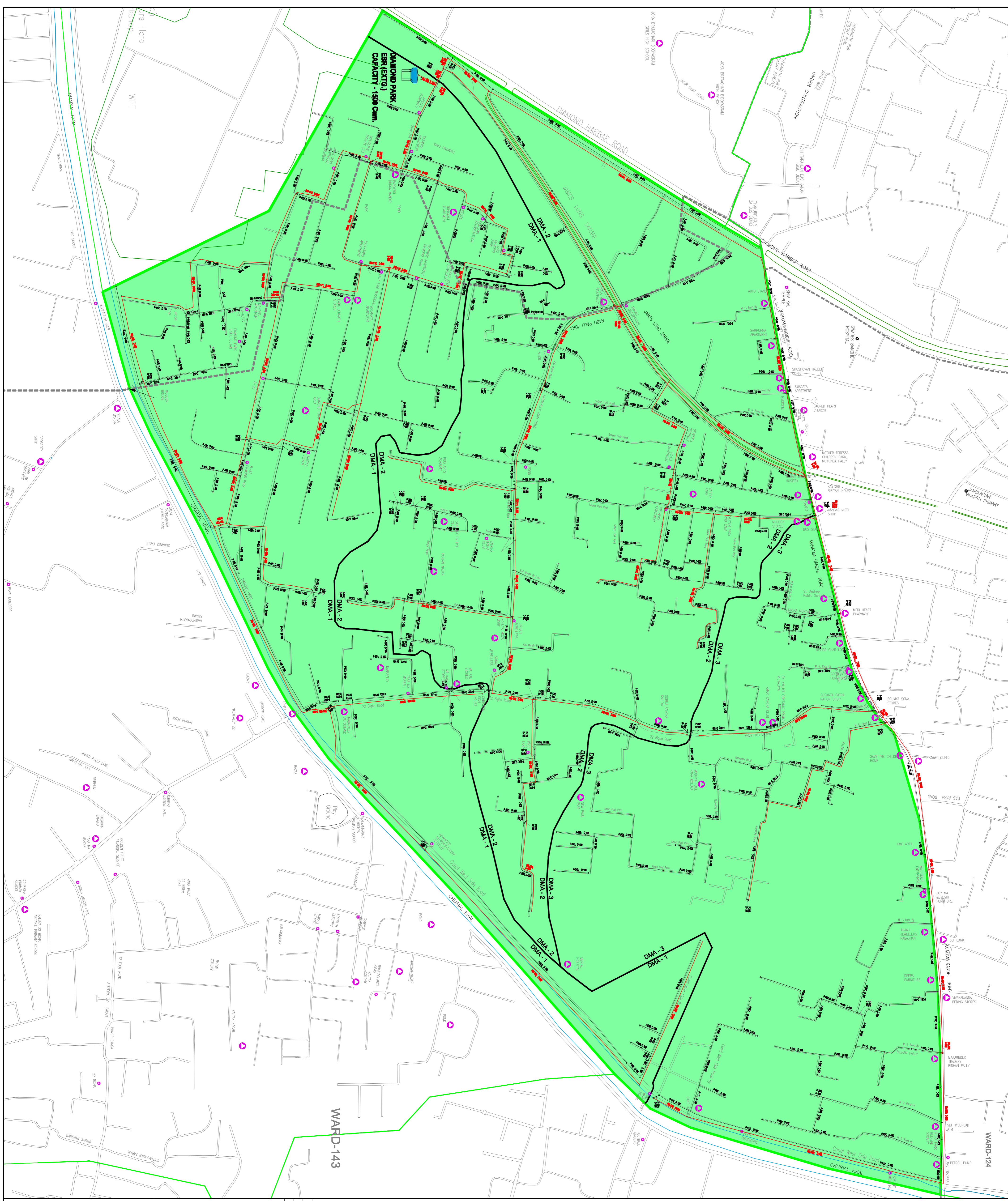
OWNER  
**THE KOLKATA MUNICIPAL CORPORATION**  
DESIGN & SUPERVISION CONSULTANTS (DSC)  
206, A J C BOSE ROAD, KOLKATA - 700017  
SHAH TECHNICAL CONSULTANTS PRIVATE LIMITED  
GKW CONSULT GmbH  
DCA CONSULTANTS PVT. LTD.  
TTH CONSULTING ENGINEERS INDIA PVT. LTD.

SUB-DRAWING OF WATER SUPPLY DISTRIBUTION NETWORK INCLUDING PROVIDING HOUSEHOLD SERVICE CONNECTION IN 4 DISTRIBUTION SERVICE AREAS IN JOKA & ADJOINING AREAS FOR THE COMMAND AREA UNDER PROPOSED ESR AT COMPANY PARK, WESTTOLA & 22 BRGA AND DISTING ESR AT DAMODARPUR (REFERENCE:WS17B/2016/17)

TITLE: DISTRIBUTION NETWORK DRAWING FOR ESR ZONE C2

DATE	DEALT	CHECKED	APPROVED	SCALE
25.06.2016	SM	L/ML		1:1000
ISSUED BY DESIGN CELL FOR				
DATE	TENDER	DATE	WORKING	
DATE	DATE	DATE	DATE	
DATE	DATE	DATE	DATE	

DRG NO : KEIP/JOKA WS/WS17B/D-DIST. NET. C2(SH-1 OF 10) REV: 0



- LEGEND :-**
- ESR ZONE BOUNDARY
  - WARD BOUNDARY
  - DMA BOUNDARY
  - PIPE DIA. BELOW 300MM
  - PIPE DIA. 300MM AND ABOVE
  - RESERVOIR MAIN AND SERVICE
  - MAIN VALVE CONNECTION
  - ZONE BOUNDARY VALVE

- NOTES :-**
1. ALL NEW PIPES BELOW 300 MM DIAMETER ARE D.L. 17 PIPES, PIPES 300 MM & ABOVE ARE M.S. PIPES.
  2. WATER SUPPLY SERVICE CONNECTIONS SHALL BE PROVIDED ON THE DISTRIBUTION MAINS OF DIAMETER LESS THAN 300MM.
  3. LOCATION OF VALVE SHOWN IS INDICATIVE. FINAL LOCATION WILL BE DECIDED BASED ON THE SITE CONDITION AS PER DIRECTION OF THE ENGINEER IN CHARGE.
  4. EXACT ALIGNMENT OF PRELINES WITHIN THE RIGHT-OF-WAY WILL BE DECIDED DURING CONSTRUCTION BASED ON SITE CONDITION.
  5. CONTRACTOR SHALL CARRY OUT TRAIL TRENCHING AND INVESTIGATION AS PER DIRECTION OF THE ENGINEER TO ASCERTAIN AND CONFIRM THE EXISTING PRELINE NETWORK, AND SUBMIT THE FINDINGS FOR DAILY AS PER SPECIFICATION.

**FOR TENDER PURPOSE ONLY**  
ALL DRAWINGS ARE INDICATIVE

06.09.2016	R1	GENERAL REVISED	DETAILS
DATE	REV. NO.		

**PROJECT**  
KOLKATA ENVIRONMENTAL IMPROVEMENT INVESTMENT PROGRAM

**OWNER**  
THE KOLKATA MUNICIPAL CORPORATION

**DESIGN & SUPERVISION CONSULTANTS (DSC)**  
206, A J C BOSE ROAD: KOLKATA - 700017  
SHAH TECHNICAL CONSULTANTS PRIVATE LIMITED  
PKW CONSULT GmbH  
DGA CONSULTANTS PVT. LTD.  
TPI CONSULTING ENGINEERS INDIA PVT. LTD.

**SUBJECT**  
LAYOUT OF WATER SUPPLY DISTRIBUTION NETWORK INCLUDING PROVIDING HOUSEHOLD SERVICE AREA UNDER PROPOSED ESR AT COMPANY PARK, WESTBETA & 22 BISHA AND EXISTING ESR AT DIAMOND PARK. (REF:KMP/WS/17B/C-DIST. NET. C1)

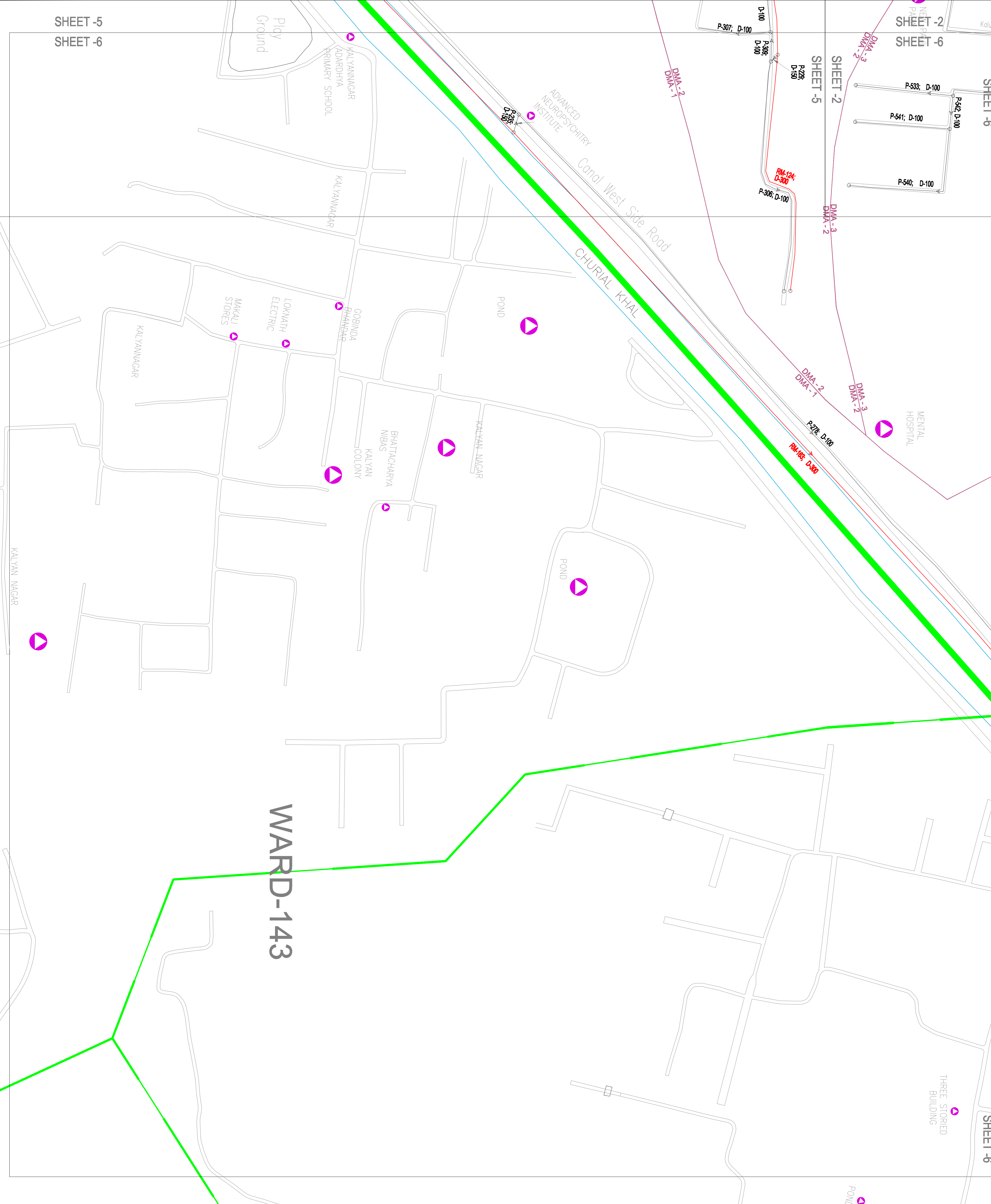
**TITLE:** DISTRIBUTION NETWORK CONCEPT DRAWING FOR ESR ZONE C1

DATE: 25.06.2016	DEALT: SM	CHECKED: SD	APPROVED: [Signature]
DATE: 25.06.2016	SCALE: 1:2500		

**ISSUED BY DESIGN CELL FOR WORKING**

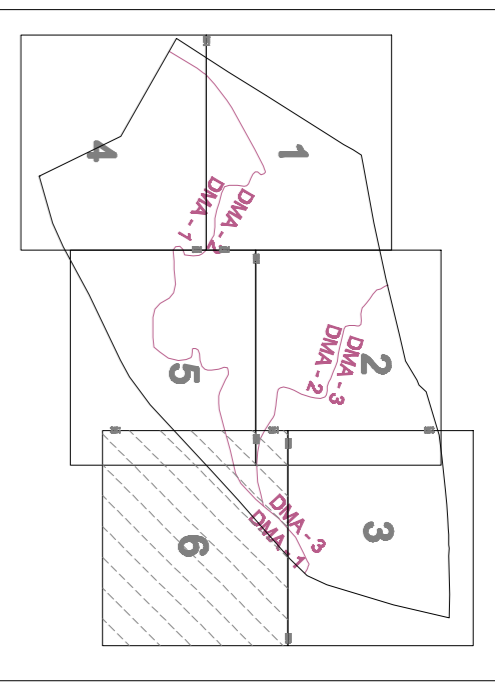
APPROVAL: [Signature]	DATE: [Date]	WORKING: [Signature]	DATE: [Date]
SUPERPROJECT APPROVAL REPORT DET. ENGR & DESIGN REPORT MASTER PLAN	DATE: [Date]	MISCELLANEOUS	DATE: [Date]

DRG NO : KEIIP/JOKA/WS/17B/C-DIST. NET. C1      REV: 0



# WARD-143

## SHEET -1



- LEGEND :-**
- ESR ZONE BOUNDARY
  - WARD BOUNDARY
  - DMA BOUNDARY
  - PIPE DIA BELOW 300MM
  - PIPE DIA 300MM AND ABOVE
  - RESERVOIR MAIN AND SERVICE MAIN VALVE CONNECTION
  - ZONE BOUNDARY VALVE
  - SLICE VALVE AT DMA BOUNDARY
  - SLICE VALVE
  - BUTTERFLY VALVE
  - KINETIC AIR VALVE WITH ISOLATING VALVE
  - WASHOUT VALVE (ON LINE)
  - WASHOUT VALVE (AT END)
  - FLOW METER INCL. SLICE VALVE
  - EXISTING TUBEWELL
  - ROAD
  - CANAL

- NOTES :-**
- ALL NEW PIPES BELOW 300 MM DIAMETER ARE D.L. R7 PIPES, PIPES 300 MM & ABOVE ARE U.S. PIPES.
  - WATER SUPPLY SERVICE CONNECTIONS SHALL BE PROVIDED ON THE DISTRIBUTION MAINS OF DIAMETER LESS THAN 300MM.
  - LOCATION OF VALVE SHOWN IS INDICATIVE. FINAL LOCATION WILL BE DECIDED BASED ON THE SITE CONDITION AS PER DIRECTION OF THE ENGINEER IN CHARGE.
  - EXACT ALIGNMENT OF PIPELINES WITHIN THE RIGHT-OF-WAY WILL BE DECIDED DURING CONSTRUCTION BASED ON SITE CONDITION.
  - CONTRACTOR SHALL CARRY OUT TIAL, TRENCHING AND INVESTIGATION AS PER DIRECTION OF THE ENGINEER TO ASCERTAIN AND CONFIRM THE EXISTING PIPELINE NETWORK, AND SUBMIT THE FINDINGS FOR DATA AS PER SPECIFICATION.

**FOR TENDER PURPOSE ONLY**  
ALL DRAWINGS ARE INDICATIVE

06.08.2016	R1	GENERAL REVISED
DATE	REV NO	DETAILS

**PROJECT**  
KOLKATA ENVIRONMENTAL IMPROVEMENT INVESTMENT PROGRAM

**OWNER**  
THE KOLKATA MUNICIPAL CORPORATION

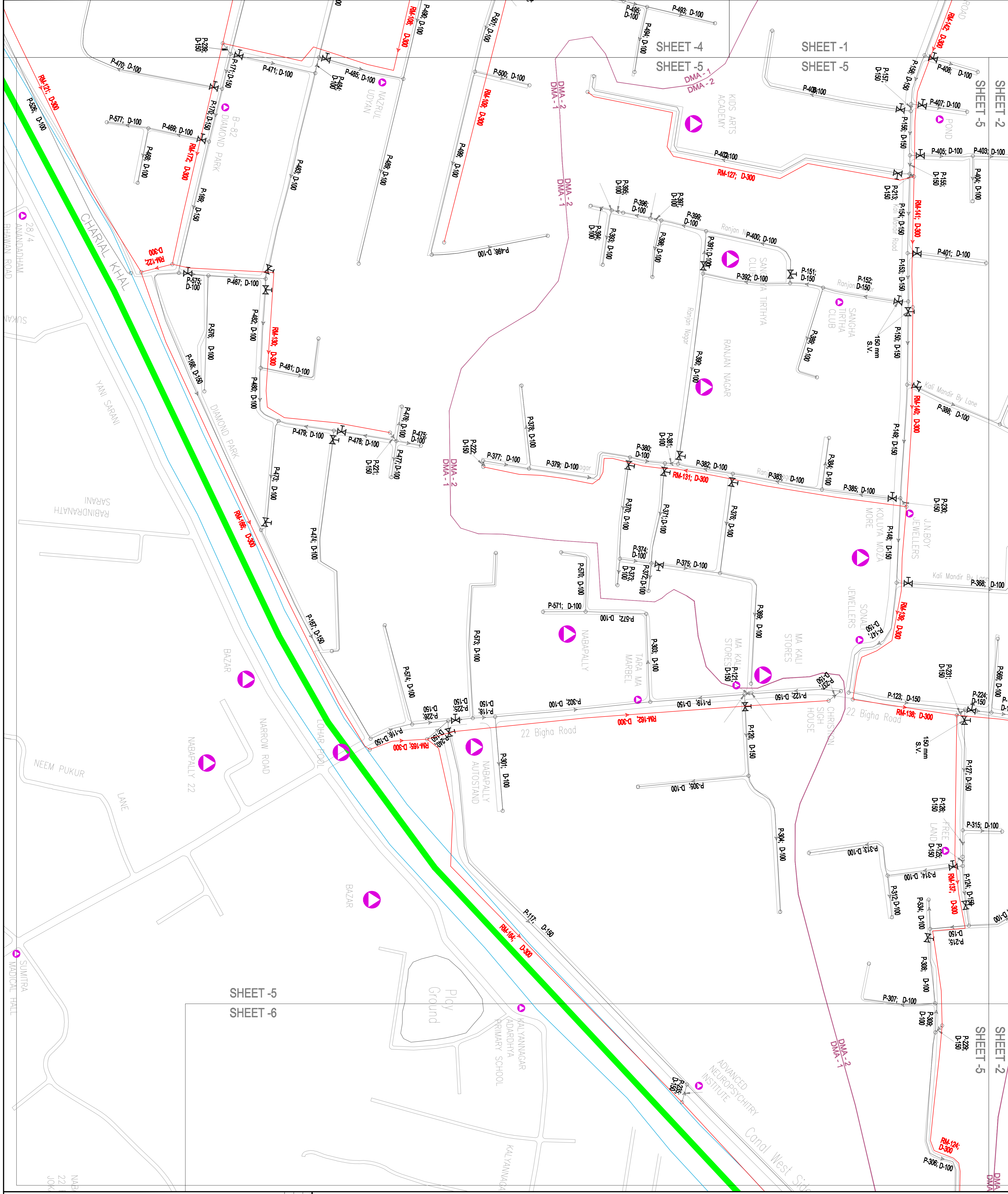
**DESIGN & SUPERVISION CONSULTANTS (DSC)**  
206, A J C BOSE ROAD, KOLKATA - 700017

**SHAHH TECHNICAL CONSULTANTS PRIVATE LIMITED**  
GKW CONSULT GmbH  
DPA CONSULTANTS PVT. LTD.  
TTH CONSULTING ENGINEERS INDIA PVT. LTD.

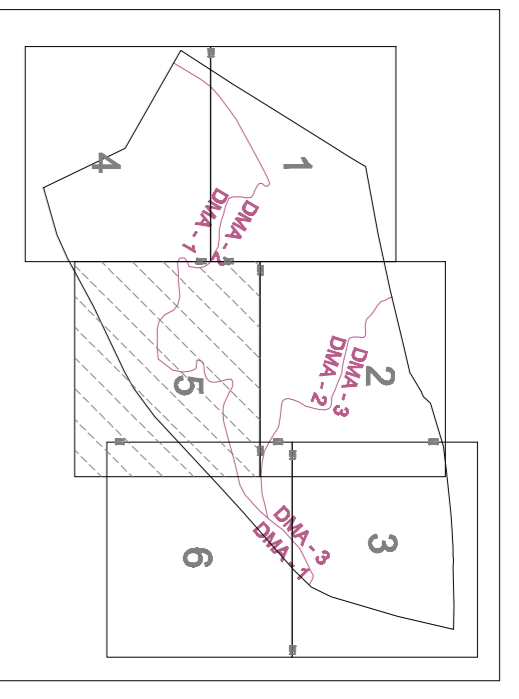
**LAYING OF WATER SUPPLY DISTRIBUTION NETWORK INCLUDING PROVIDING HOSEROAD SERVICE AREA UNDER PROPOSED ESR AT COMPANY PARK, WESTCEL & 22 BIKH AND EXISTING ESR AT DAMODHPARK (REFERENCE:WS/WS17B/D-17)**

**TITLE: DISTRIBUTION NETWORK DRAWING FOR ESR ZONE C1**

DATE	DATE	DATE	DATE	DATE	DATE
25.06.2016	SM	CHECKED	SD	APPROVED	SCALE
					1:1000
ISSUED BY DESIGN CELL FOR	ISSUED BY DESIGN CELL FOR	ISSUED BY DESIGN CELL FOR	ISSUED BY DESIGN CELL FOR	ISSUED BY DESIGN CELL FOR	ISSUED BY DESIGN CELL FOR
DATE	DATE	DATE	DATE	DATE	DATE
APPROVAL	APPROVAL	APPROVAL	APPROVAL	APPROVAL	APPROVAL
DATE	DATE	DATE	DATE	DATE	DATE
SUPERPROJECT APPROVAL REPORT DET. ENGS & DESIGN REPORT MASTER PLAN	SUPERPROJECT APPROVAL REPORT DET. ENGS & DESIGN REPORT MASTER PLAN	SUPERPROJECT APPROVAL REPORT DET. ENGS & DESIGN REPORT MASTER PLAN	SUPERPROJECT APPROVAL REPORT DET. ENGS & DESIGN REPORT MASTER PLAN	SUPERPROJECT APPROVAL REPORT DET. ENGS & DESIGN REPORT MASTER PLAN	SUPERPROJECT APPROVAL REPORT DET. ENGS & DESIGN REPORT MASTER PLAN
DATE	DATE	DATE	DATE	DATE	DATE
DRG NO : KEIP/JOKA WS/WS17B/D-DIST. NET. C1 (SH-6 OF 6)	DRG NO : KEIP/JOKA WS/WS17B/D-DIST. NET. C1 (SH-6 OF 6)	DRG NO : KEIP/JOKA WS/WS17B/D-DIST. NET. C1 (SH-6 OF 6)	DRG NO : KEIP/JOKA WS/WS17B/D-DIST. NET. C1 (SH-6 OF 6)	DRG NO : KEIP/JOKA WS/WS17B/D-DIST. NET. C1 (SH-6 OF 6)	DRG NO : KEIP/JOKA WS/WS17B/D-DIST. NET. C1 (SH-6 OF 6)
REV: 0	REV: 0	REV: 0	REV: 0	REV: 0	REV: 0



**SHEET - 1**



- LEGEND :-**
- ESR ZONE BOUNDARY
  - WARD BOUNDARY
  - DMA BOUNDARY
  - PIPE DIA BELOW 300MM
  - PIPE DIA 300MM AND ABOVE
  - RESERVOIR MAIN AND SERVICE MAIN VALVE CONNECTION
  - ZONE BOUNDARY VALVE
  - SLUICE VALVE AT DMA BOUNDARY
  - SLUICE VALVE
  - BUTTERFLY VALVE
  - KINETIC AIR VALVE WITH ISOLATING VALVE
  - WASHOUT VALVE (ON LINE)
  - WASHOUT VALVE (AT END)
  - FLOW METER INCL. SLUICE VALVE
  - EXISTING TUBEWELL
  - ROAD
  - CANAL

- NOTES :-**
1. ALL NEW PRES. BELOW 300 MM DIAMETER ARE D.I. 87 PRES. PRES. 300 MM & ABOVE ARE M.S. PRES.
  2. WATER SUPPLY SERVICE CONNECTIONS SHALL BE PROVIDED ON THE DISTRIBUTION MAINS OF DIAMETER LESS THAN 300MM.
  3. LOCATION OF VALVE SHOWN IS INDICATIVE. FINAL LOCATION WILL BE DECIDED BASED ON THE SITE CONDITION AS PER DIRECTION OF THE ENGINEER IN CHARGE.
  4. EXACT ALIGNMENT OF PIPELINES WITHIN THE RIGHT-OF-WAY WILL BE DECIDED DURING CONSTRUCTION BASED ON SITE CONDITION.
  5. CONTRACTOR SHALL CARRY OUT TRIAL TRENCHING AND INVESTIGATION AS PER DIRECTION OF THE ENGINEER TO ASCERTAIN AND CONTROL THE EXISTING PIPELINE NETWORK, AND SUBMIT THE FINDINGS FOR DUTY AS PER SPECIFICATION.

**FOR TENDER PURPOSE ONLY**  
 ALL DRAWINGS ARE INDICATIVE

DATE: 06.08.2016	REV: 01	GENERAL	REVISED
DATE:	REV. NO:	DETAILS	

**PROJECT**  
 KOLKATA ENVIRONMENTAL IMPROVEMENT INVESTMENT PROGRAM

**OWNER**  
 THE KOLKATA MUNICIPAL CORPORATION

**DESIGN & SUPERVISION CONSULTANTS (DSC)**  
 206, A J C BOSE ROAD, KOLKATA - 700017

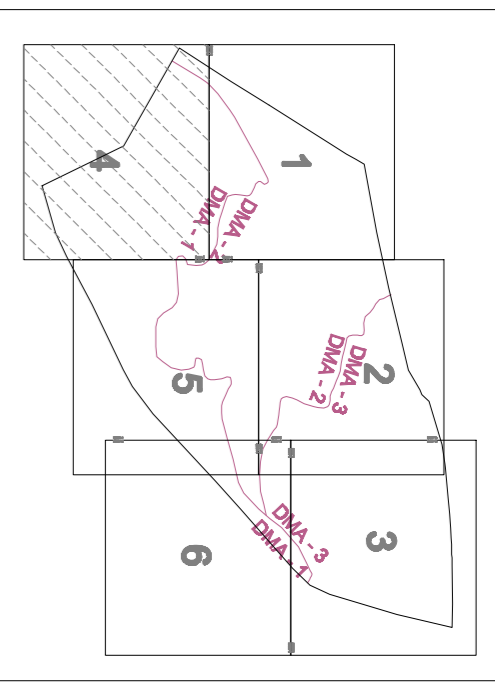
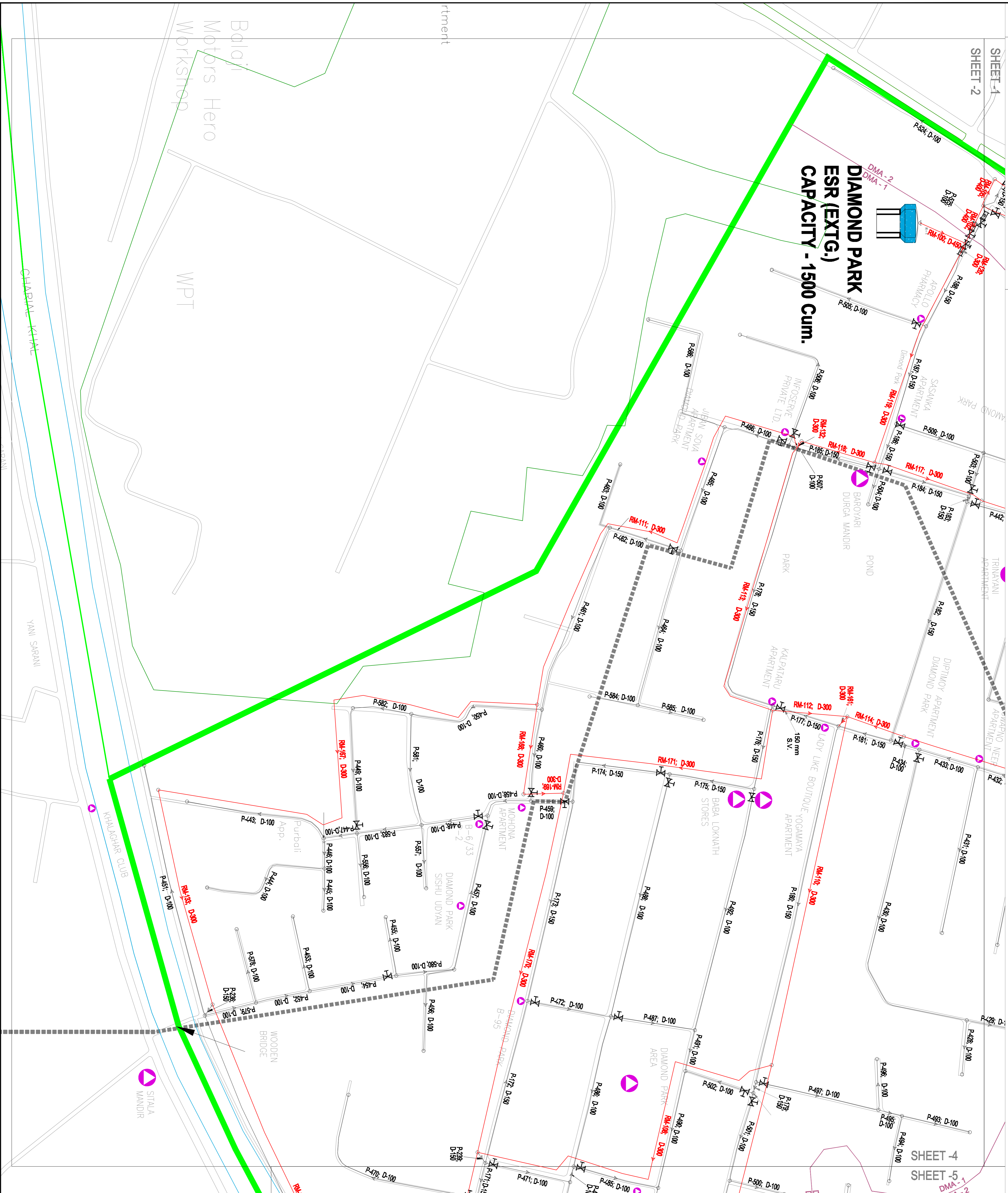
**SHAH TECHNICAL CONSULTANTS PRIVATE LIMITED**  
 GKW CONSULT Gmbh  
 DCA CONSULTANTS PVT. LTD.  
 TTI CONSULTING ENGINEERS INDIA PVT. LTD.

**SUBJECT:** LAYING OF WATER SUPPLY DISTRIBUTION NETWORK INCLUDING PROVIDING HOUSHOLD SERVICE AREA UNDER PROPOSED ESR AT COMPANY PUKUR, WESTBETA & 22 BIGHA AND EXISTING ESR AT DIAMOND PARK, (KEIP/JOKA WS/WS17B/D-DIST. NET.)

**TITLE:** DISTRIBUTION NETWORK DRAWING FOR ESR ZONE C1

DATE: 25.06.2016	SCALE: 1:1000
ISSUED BY DESIGN CELL FOR	APPROVED
DATE: 25.06.2016	DATE: 25.06.2016
DATE: 25.06.2016	DATE: 25.06.2016

DRG NO : KEIP/JOKA WS/WS17B/D-DIST. NET. C1 (SH - 5 OF 6) REV: 0



- LEGEND :-**
- ESR ZONE BOUNDARY
  - WARD BOUNDARY
  - DMA BOUNDARY
  - PIPE DIA BELOW 300MM
  - PIPE DIA 300MM AND ABOVE
  - RESERVOIR MAN AND SERVICE MAIN VALVE CONNECTION
  - ZONE BOUNDARY VALVE
  - SLUICE VALVE AT DMA BOUNDARY
  - SLUICE VALVE
  - BUTTERFLY VALVE
  - KINETIC AIR VALVE WITH ISOLATING VALVE
  - WASHOUT VALVE (ON LINE)
  - WASHOUT VALVE (AT END)
  - FLOW METER INCL. SLUICE VALVE
  - EXISTING TUBEWELL
  - ROAD
  - CANAL

- NOTES :-**
1. ALL NEW PIPES SHALL BE 300 MM DIAMETER. ARE. DL. 1/2 PIPES, PIPES 300 MM & ABOVE ARE M.S. PIPES.
  2. WATER SUPPLY SERVICE CONNECTIONS SHALL BE PROVIDED ON THE DISTRIBUTION MAINS OF DIAMETER LESS THAN 300MM.
  3. LOCATION OF VALVE SHOWN IS INDICATIVE. FINAL LOCATION WILL BE DECIDED BASED ON THE SITE CONDITION AS PER DIRECTION OF THE ENGINEER IN CHARGE.
  4. EXACT ALIGNMENT OF PRELIMS WITHIN THE RIGHT-OF-WAY WILL BE DECIDED DURING CONSTRUCTION BASED ON SITE CONDITION.
  5. CONTRACTOR SHALL CARRY OUT TIAL, TRENCHING AND INVESTIGATION AS PER DIRECTION OF THE ENGINEER TO ASSESS THE EXISTING PRELIM NETWORK, AND SUBMIT THE FINDINGS FOR DUTY AS PER SPECIFICATION.

**FOR TENDER PURPOSE ONLY**  
 ALL DRAWINGS ARE INDICATIVE

DATE: 06.08.2016	REV: 0	GENERAL	REVISED
DATE: 25.06.2016	REV: 1	DETAILS	

**PROJECT**  
 KOLKATA ENVIRONMENTAL IMPROVEMENT INVESTMENT PROGRAM

**OWNER**  
 THE KOLKATA MUNICIPAL CORPORATION

**DESIGN & SUPERVISION CONSULTANTS (DSC)**  
 206, A J C BOSE ROAD, KOLKATA - 700017

**SHAH TECHNICAL CONSULTANTS PRIVATE LIMITED**  
 GKW CONSULT GmbH  
 DEPA CONSULTANTS PVT. LTD.  
 TTI CONSULTING ENGINEERS INDIA PVT. LTD.

**LAYING OF WATER SUPPLY DISTRIBUTION NETWORK INCLUDING PROVIDING HOUSEHOLD SERVICE AREA UNDER PROPOSED ESR AT COMPANY PARK, WESTSIDE & 22 BKHA AND EXISTING ESR AT DIAMOND PARK. (KEIP/AOKA/WS/WS17B/D-DIST. NET. C1)**

**TITLE: DISTRIBUTION NETWORK DRAWING FOR ESR ZONE C1**

DATE: 25.06.2016	DEALT	CHECKED	APPROVED	SCALE: 1:1000
DATE: 25.06.2016	SM	SD	PJNL	

ISSUED BY DESIGN CELL FOR WORKING

APPROVAL: \_\_\_\_\_ DATE: \_\_\_\_\_

TENDER: \_\_\_\_\_ DATE: \_\_\_\_\_

SUPERPROJECT APPROVAL REPORT DET. ENG. & DESIGN REPORT MASTER PLAN \_\_\_\_\_ DATE: \_\_\_\_\_

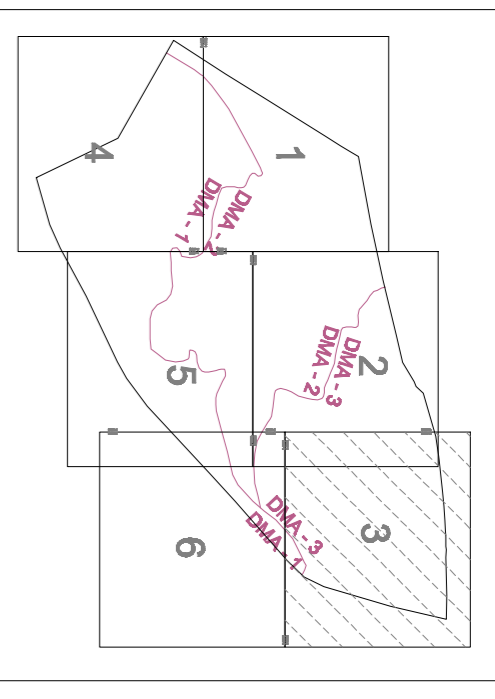
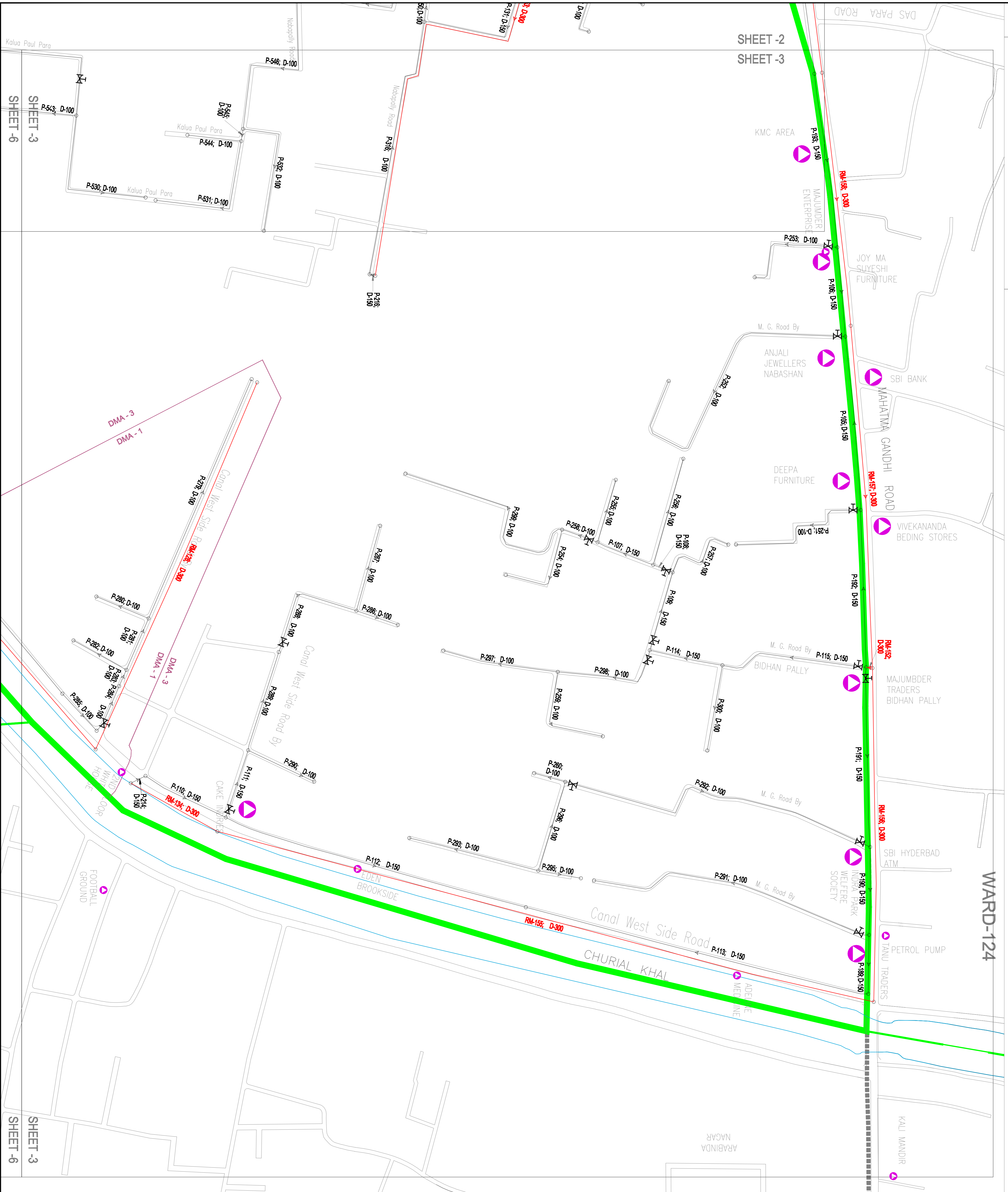
WSPRING: \_\_\_\_\_ DATE: \_\_\_\_\_

MISCELLANEOUS: \_\_\_\_\_ DATE: \_\_\_\_\_

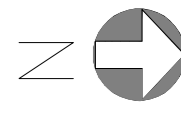
DRG NO : KEIP/AOKA WS/WS17B/D-DIST. NET. C1 (SH.-4 of 6) REV: 0



WARD-124



SHEET -1-



- LEGEND :-**
- ESR ZONE BOUNDARY
  - WARD BOUNDARY
  - DMA BOUNDARY
  - PIPE DIA BELOW 300MM
  - PIPE DIA 300MM AND ABOVE
  - RESERVOIR MAIN AND SERVICE MAIN VALVE CONNECTION
  - ZONE BOUNDARY VALVE
  - SLUICE VALVE AT DMA BOUNDARY
  - SLUICE VALVE
  - BUTTERFLY VALVE
  - KINETIC AIR VALVE WITH ISOLATING VALVE
  - WASHOUT VALVE (ON LINE)
  - WASHOUT VALVE (AT END)
  - FLOW METER INCL. SLUICE VALVE
  - EXISTING TUBEWELL
  - ROAD
  - CANAL

- NOTES :-**
1. ALL NEW PIPES BELOW 300 MM DIAMETERS ARE D1.47 PIPES, PIPES 300 MM & ABOVE ARE M.S. PIPES.
  2. WATER SUPPLY SERVICE CONNECTIONS SHALL BE PROVIDED ON THE DISTRIBUTION MAINS OF DIAMETER LESS THAN 300MM.
  3. LOCATION OF VALVE SHOWN IS INDICATIVE. FINAL LOCATION WILL BE DECIDED BASED ON THE SITE CONDITION AS PER DIRECTION OF THE ENGINEER IN CHARGE.
  4. EXACT ALIGNMENT OF PIPELINES WITHIN THE RIGHT-OF-WAY WILL BE DECIDED DURING CONSTRUCTION BASED ON SITE CONDITION.
  5. CONTRACTOR SHALL CARRY OUT FINAL TRENCHING AND INSTALLATION AS PER DIRECTION OF THE ENGINEER TO ASSESS AND CONFIRM THE EXISTING PIPELINE NETWORK, AND SUBMIT THE FINDINGS FOR DUTY AS PER SPECIFICATION.

**FOR TENDER PURPOSE ONLY**  
ALL DRAWINGS ARE INDICATIVE

06.08.2016	R1	GENERAL REVISION
DATE	REV NO	DETAILS

PROJECT  
**KOLKATA ENVIRONMENTAL IMPROVEMENT INVESTMENT PROGRAM**

OWNER  
**THE KOLKATA MUNICIPAL CORPORATION**

DESIGN & SUPERVISION CONSULTANTS (DSC)  
206, A J C BOSE ROAD, KOLKATA - 700017

SHAH TECHNICAL CONSULTANTS PRIVATE LIMITED  
GKW CONSULT GmbH  
DPA CONSULTANTS PVT. LTD.  
TTH CONSULTING ENGINEERS INDIA PVT. LTD.

SUBJECT: CONNECTION IN 4 DISTRIBUTION SERVICE AREAS IN ZONE C1 AND ADJOINING AREAS FOR THE COMMAND AREA UNDER PROPOSED ESR AT COMPANY PARK, WESTERVA & 22 BIKHA AND EXISTING ESR AT DAMODARPARK (REF:WSP/WS17B/D-DIST. NET. C1)

TITLE: DISTRIBUTION NETWORK DRAWING FOR ESR ZONE C1


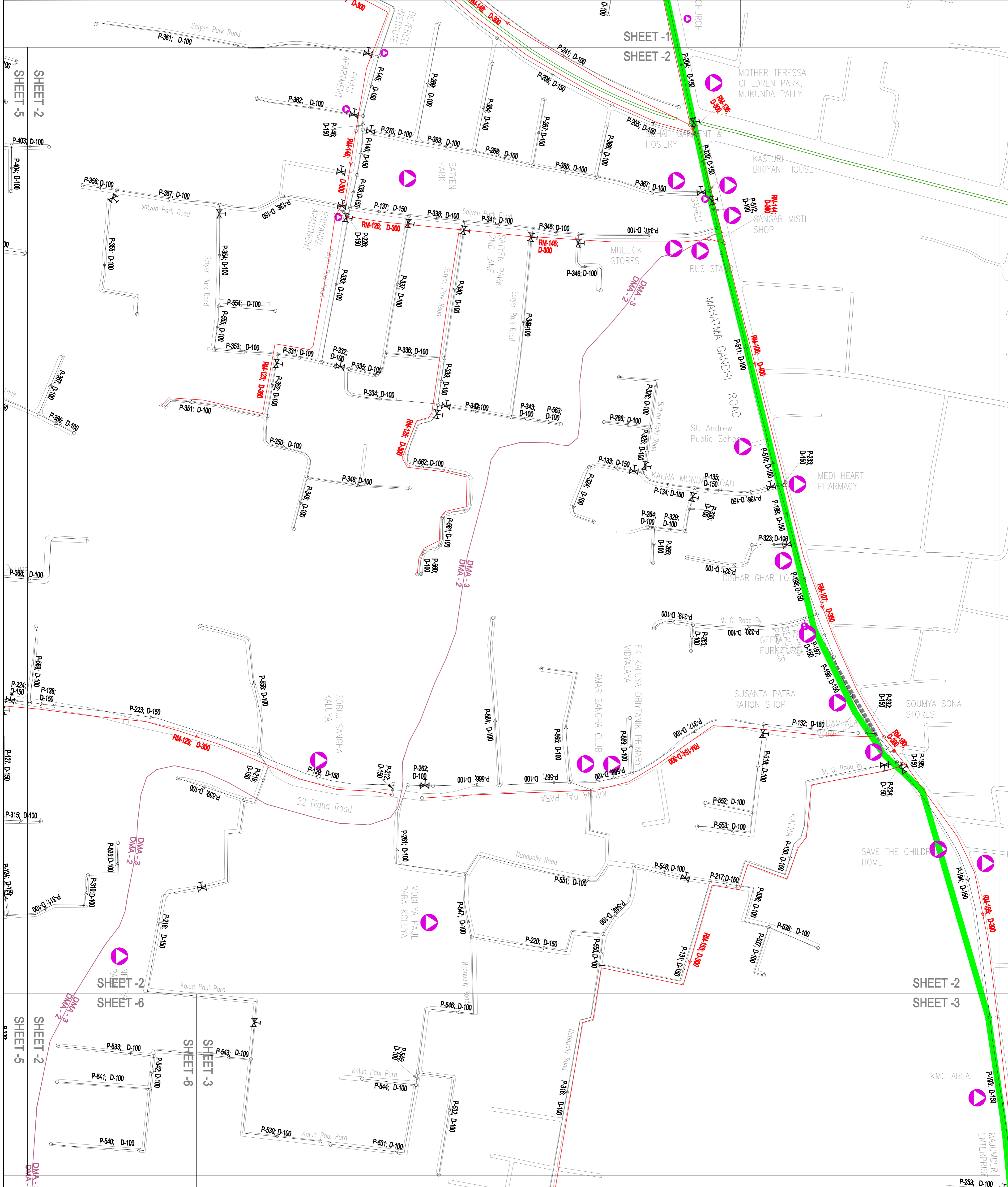
DATE	DEALT	CHECKED	APPROVED	SCALE
25.06.2016	SM	SD	L/ML	1:1000

ISSUED BY DESIGN CELL FOR

APPROVAL	TENDER	DATE	DATE	DATE	DATE
<input type="checkbox"/>	<input checked="" type="checkbox"/>	<input type="checkbox"/>	<input type="checkbox"/>	<input type="checkbox"/>	<input type="checkbox"/>

DATE: 25.06.2016  
DATE: 25.06.2016  
DATE: 25.06.2016  
DATE: 25.06.2016  
DATE: 25.06.2016  
DATE: 25.06.2016

DRG NO : KEIP/AOKA/WS/WS17B/D-DIST. NET. C1 (SH.-3 OF 6) REV: 0



- LEGEND :-**
- ESR ZONE BOUNDARY
  - WARD BOUNDARY
  - DMA BOUNDARY
  - PIPE DIA BELOW 300MM
  - PIPE DIA 300MM AND ABOVE
  - RESERVOIR MAN AND SERVICE
  - MAIN VALVE CONNECTION
  - ZONE BOUNDARY VALVE
  - SLUICE VALVE AT DMA BOUNDARY
  - SLUICE VALVE
  - BUTTERFLY VALVE
  - KINETIC AIR VALVE WITH ISOLATING VALVE
  - WASHOUT VALVE (ON LINE)
  - WASHOUT VALVE (AT END)
  - FLOW METER INCL. SLUICE VALVE
  - EXISTING TUBEWELL
  - ROAD
  - CANAL


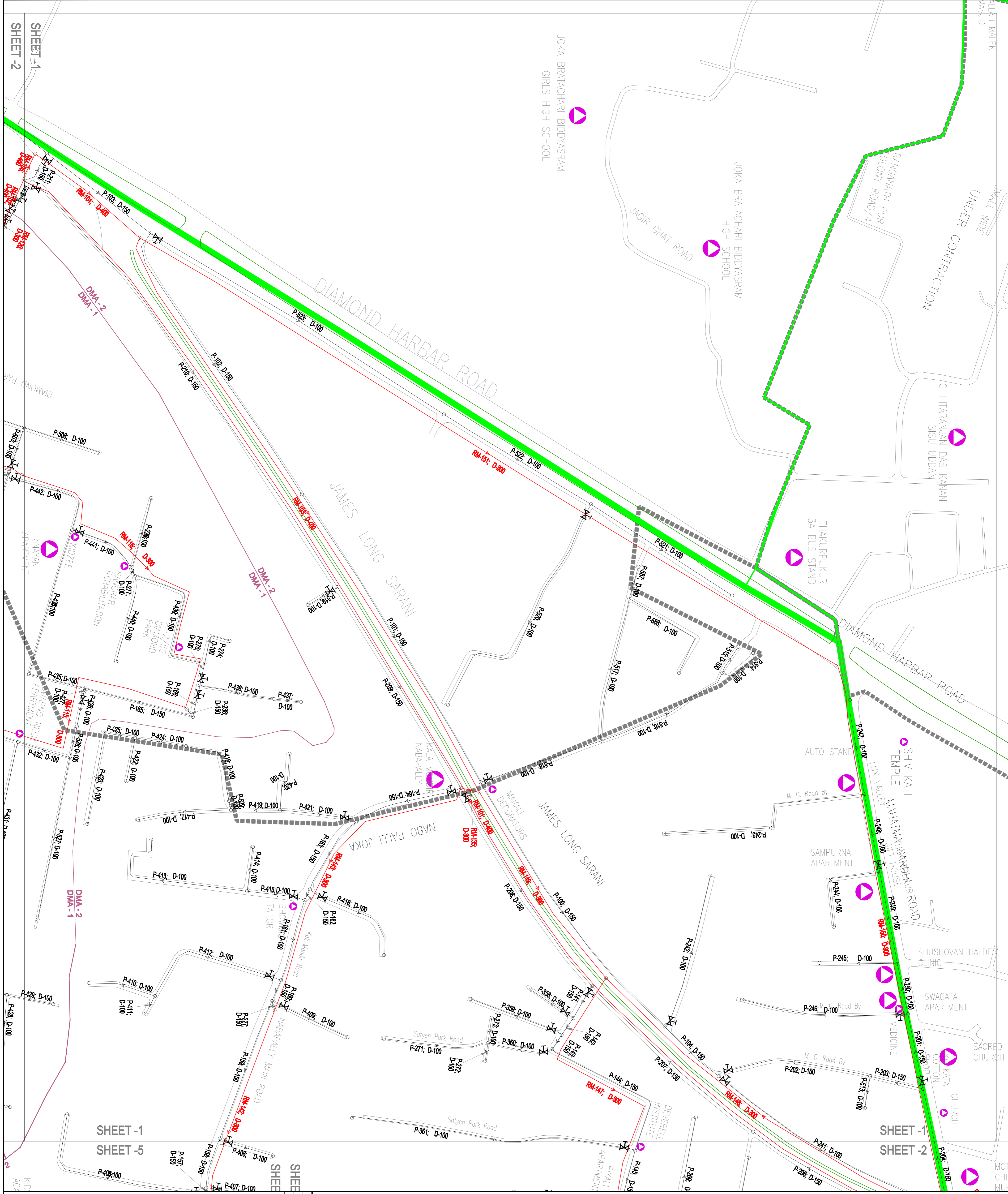
- NOTES :-**
1. ALL NEW PIPES BELOW 300 MM DIAMETER ARE D1, K7 PIPES, PIPES 300 MM & ABOVE ARE M.S. PIPES.
  2. WATER SUPPLY SERVICE CONNECTIONS SHALL BE PROVIDED ON THE DISTRIBUTION MAINS OF DIAMETER LESS THAN 300MM.
  3. LOCATION OF VALVE SHOWN IS INDICATIVE. FINAL LOCATION WILL BE DECIDED BASED ON THE SITE CONDITION AS PER DIRECTION OF THE ENGINEER IN CHARGE.
  4. EXACT ALIGNMENT OF PRELINES WITHIN THE RIGHT-OF-WAY WILL BE DECIDED DURING CONSTRUCTION BASED ON SITE CONDITION.
  5. CONTRACTOR SHALL CAREY OUT TRAIL TRENCHING AND INVESTIGATION AS PER DIRECTION OF THE ENGINEER TO ASSESSMENT AND CONTRIN THE EXISTING PRELINE NETWORK, AND SUBMIT THE FINDINGS FOR DUTY AS PER SPECIFICATION.

**FOR TENDER PURPOSE ONLY**

ALL DRAWINGS ARE INDICATIVE

DATE: 06.09.2016  
REV NO: R1  
GENERAL REVISION DETAILS

<b>PROJECT</b>			
<b>KOLKATA ENVIRONMENTAL IMPROVEMENT INVESTMENT PROGRAM</b>			
OWNER			
<b>THE KOLKATA MUNICIPAL CORPORATION</b>			
DESIGN & SUPERVISION CONSULTANTS (DSC)			
206, A J C BOSE ROAD, KOLKATA - 700017			
SHAH TECHNICAL CONSULTANTS PRIVATE LIMITED			
GKW CONSULT GmbH			
GPA CONSULTANTS PVT. LTD.			
TTI CONSULTING ENGINEERS INDIA PVT. LTD.			
SUBJECT			
LAYING OF WATER SUPPLY DISTRIBUTION NETWORK INCLUDING PROVIDING HOUSEHOLD SERVICE AREA UNDER PROPOSED ESR AT COMPANY PALKA, WEBSITE & 22 BIGHA AND EXISTING ESR AT DAMKOPARK. (KEIP/JOKA/WS/17B/D-DIST. NET. C1)			
TITLE			
DISTRIBUTION NETWORK DRAWING FOR ESR ZONE C1			
DATE	DEPT.	CHECKED	APPROVED
25.06.2016	SD	L/01	SCALE 1:1000
ISSUED BY DESIGN CELL FOR			
DATE	DATE	DATE	DATE
APPROVAL	TENDER	WORKING	MISCELLANEOUS
<input type="checkbox"/>	<input checked="" type="checkbox"/>	<input type="checkbox"/>	<input type="checkbox"/>
DRG NO. : KEIP/JOKA/WS/17B/D-DIST. NET. C1 (SH-2 of 6)	REV. : 0		



**LEGEND :-**

- ESR ZONE BOUNDARY
- WARD BOUNDARY
- DMA BOUNDARY
- PIPE DIA BELOW 300MM
- PIPE DIA 300MM AND ABOVE
- RESERVOIR MAIN AND SERVICE MAIN VALVE CONNECTION
- ZONE BOUNDARY VALVE
- SLUICE VALVE AT DMA BOUNDARY
- SLUICE VALVE
- BUTTERFLY VALVE
- KINETIC AIR VALVE WITH ISOLATING VALVE
- WASHOUT VALVE (ON LINE)
- WASHOUT VALVE (AT END)
- FLOW METER INCL. SLUICE VALVE
- EXISTING TUBEWELL
- ROAD
- CANAL

- NOTES :-**
- ALL NEW PIPES BELOW 300 MM DIAMETER ARE D.I. 17 PIPES, PIPES 300 MM & ABOVE ARE M.S. PIPES.
  - WATER SUPPLY SERVICE CONNECTIONS SHALL BE PROVIDED ON THE DISTRIBUTION MAINS OF DIAMETER LESS THAN 300MM.
  - LOCATION OF VALVE SHOWN IS INDICATIVE. FINAL LOCATION WILL BE DECIDED BASED ON THE SITE CONDITION AS PER DIRECTION OF THE ENGINEER IN CHARGE.
  - EXACT ALIGNMENT OF PRELINES WITHIN THE RIGHT-OF-WAY WILL BE DECIDED DURING CONSTRUCTION BASED ON SITE CONDITION.
  - CONTRACTOR SHALL CARRY OUT TIAL, TENDING AND INVESTIGATION AS PER DIRECTION OF THE ENGINEER TO ASCERTAIN AND CORRECT THE EXISTING PRELINE NETWORK, AND SUBMIT THE FINDINGS FOR DAILY AS PER SPECIFICATION.

**FOR TENDER PURPOSE ONLY**  
ALL DRAWINGS ARE INDICATIVE

DATE: 06.08.2016	REV: 0	GENERAL	REVISED
DATE: 25.06.2016	REV: 1	DETAILS	
<p>PROJECT: KOLKATA ENVIRONMENTAL IMPROVEMENT INVESTMENT PROGRAM</p> <p>OWNER: THE KOLKATA MUNICIPAL CORPORATION</p> <p>DESIGN &amp; SUPERVISION CONSULTANTS (DSC): 206, A J C BOSE ROAD, KOLKATA - 700017</p> <p>SHAH TECHNICAL CONSULTANTS PRIVATE LIMITED</p> <p>SKW CONSULT GMBH</p> <p>DEA CONSULTANTS PVT. LTD.</p> <p>TTI CONSULTING ENGINEERS INDIA PVT. LTD.</p>			
<p>SUBJECT: LAYING OF WATER SUPPLY DISTRIBUTION NETWORK INCLUDING PROVIDING HOUSEHOLD SERVICE CONNECTION IN 4 DISTRIBUTION SERVICE AREAS IN JOKA &amp; ADJOINING AREAS FOR THE COMMAND AREA UNDER PROPOSED ESR AT COMPANY PARK, WESTERLY &amp; 22 BIRLA AND EXISTING ESR AT DIAMOND PARK (KEIP/JOKA WS/MS17B/D-DIST. NET. C1)</p>			
<p>TITLE: DISTRIBUTION NETWORK DRAWING FOR ESR ZONE C1</p>			
DATE: 25.06.2016	SCALE: 1:1000	APPROVED:	
DATE: 25.06.2016	SCALE: 1:1000	ISSUED BY DESIGN CELL FOR:	
DATE: 25.06.2016	SCALE: 1:1000	WIPING:	
DATE: 25.06.2016	SCALE: 1:1000	WATERMARKS:	
DATE: 25.06.2016	SCALE: 1:1000	REV: 0	